


Format of holding of specified securities

1. Name of Listed Entity: GOODYEAR INDIA LIMITED
2. Scrip Code/Name of Scrip/Class of Security 500168/Goodyear/ Equity Share
3. Share Holding Pattern Filed under: Reg. 31(1)(a)/Reg. 31(1)(b)/Reg.31(1)(c)
 - a. If under 31(1)(b) then indicate the report for Quarter ending 31/12/2017
 - b. If under 31(1)(c) then indicate date of allotment/extinguishment
4. **Declaration:** The Listed entity is required to submit the following declaration to the extent of submission of information:-

	Particulars	Yes*	No*
1.	Whether the Listed Entity has issued any partly paid up shares?		No
2.	Whether the Listed Entity has issued any Convertible Securities or Warrants?		No
3.	Whether the Listed Entity has any shares against which depository receipts are issued?		No
4.	Whether the Listed Entity has any shares in locked-in?		No
5.	Whether any shares held by promoters are pledge or otherwise encumbered?		No

** If the Listed Entity selects the option 'No' for the questions above, the columns for the partly paid up shares, Outstanding Convertible Securities/Warrants, depository receipts, locked-in shares, No of shares pledged or otherwise encumbered by promoters, as applicable, shall not be displayed at the time of dissemination on the Stock Exchange website. Also wherever there is 'No' declared by Listed Entity in above table the values will be considered as "Zero" by default on submission of the format of holding of specified securities.*


5. The tabular format for disclosure of holding of specified securities is as follows:-



Pr

Table I - Summary Statement holding of specified securities

Category	Category of shareholder	Nos. of shareh- olders	No. of fully paid up equity shares held	No. of Partly paid- up equity shares held	No. of shares underlying Depository Receipts	Total nos. shares held	Shareholding as a % of total no. of shares (calculated as per SCRR, 1957) As a % of (A+B+C2)	Number of Voting Rights held in each class of securities				No. of Shares Underlying Outstanding convertible securities (including Warrants)	Shareholding, as a % assuming full conversion of convertible securities (as a percentage of diluted share capital) As a % of (A+B+C2)	Number of Locked in shares		Number of Shares pledged or otherwise encumbered		Number of equity shares held in dematerialized form
								No of Voting Rights			Total as a % of (A+B+C)			No. (a)	As a % of total Shares held (b)	No. (a)	As a % of total Shares held (b)	
								Class:Equity	Class:e:y	Total								
(I)	(II)	(III)	(IV)	(V)	(VI)	(VII)=(IV)+(V)+(VI)	(VIII)	(IX)				(X)	(XI)= (VII)+(X)	(XII)		(XIII)		(XIV)
(A)	Promoter & Promoter Group	1	17069215			17069215	74.00000					74.00000	0	0	0	0	17069215	
(B)	Public	24171	5997292			5997292	26.00000					26.00000	0	0	0	0	5548694	
(C)	Non Promoter- Non Public																	
(C1)	Shares underlying DRs	0	0			0	0						0	0	0	0	0	
(C2)	Shares held by Employee Trusts	0	0			0	0						0	0	0	0	0	
	Total	24172	23066507			23066507	100.00000					100.00000	0	0	0	0	22617909	



Dr

Table II - Statement showing shareholding pattern of the Promoter and Promoter Group

	Category & Name of the Shareholders	PAN	No. of shareholder	No. of fully paid up equity shares held	Partly paid-up equity shares held	Nos. of shares underlying Depository Receipts	Total nos. shares held	Shareholding % calculated as per SCRR, 1957 As a % of (A+B+C2)	Number of Voting Rights held in each class of securities			No. of Shares Underlying Outstanding convertible securities (including Warrants)	Shareholding, as a % assuming full conversion of convertible securities (as a percentage of diluted share capital) as a % of A+B+C2	Number of Locked in shares		Number of Shares pledged or otherwise encumbered		Number of equity shares held in dematerialized form
									No of Voting Rights		Total as a % of Total Voting rights			No. (a)	As a % of total Shares held (b)	No. (a)	As a % of total shares held (b)	
									Class X	Class Y								
	(I)	(II)	(III)	(IV)	(V)	(VI)	(VII)=(IV)+(V)+(VI)	(VIII)	(IX)			(X)	(XI)=(VII)+(X)	(XII)		(XIII)		(XIV)
1	Indian																	
	(a) Individual/Hindu Undivided Family		0	0			0						0.00	0	0.00	0	0.00	0
	(b) Central Government/State Government(s)		0	0			0						0.00	0	0.00	0	0.00	0
	(c) Financial Institutions/Banks		0	0			0						0.00	0	0.00	0	0.00	0
	(d) Any Other (Specify)		0	0			0						0.00	0	0.00	0	0.00	0
	Sub Total (A)(1)		0	0			0						0.00	0	0.00	0	0.00	0
2	Foreign																	
	(a) Individual/Non Resident Individual/Foreign Individual		0	0			0						0.00	0	0.00	0	0.00	0
	(b) Government		0	0			0						0.00	0	0.00	0	0.00	0
	(c) Institutions		0	0			0						0.00	0	0.00	0	0.00	0
	(d) Foreign Portfolio Investor		0	0			0						0.00	0	0.00	0	0.00	0
	(e) Any Other (Specify)		0	0			0						0.00	0	0.00	0	0.00	0
	Bodies corporate		1	17069215			17069215	74.00					74.00					17069215
	GOODYEAR ORIENT COMPANY (PRIVATE) LIMITED	AADCG7399G		17069215			17069215	74.00					74.00					17069215
	Sub Total (A)(2)		1	17069215			17069215	74.00					74.00	0	0.00	0	0.00	17069215
	Total Shareholding of Promoter and Promoter Group (A)= (A)(1)+(A)(2)		1	17069215			17069215	74.00					74.00	0	0.00	0	0.00	17069215




Table III - Statement showing shareholding pattern of the Public shareholder

Table III - Statement showing shareholding pattern of the Public shareholder																			
	Category & Name of the Shareholder	PAN	Nos. of Shareholder	No. of fully paid up equity shares held	Partly paid up equity shares held	Nos. of shares underlying Depository Receipts	Total nos. shares held	Shareholding % calculated as per SCBE, 1957 As a % of (A+B+C2)	Number of Voting Rights held in each class of securities				No. of Shares Underlying Outstanding convertible securities (including Warrants)	Total shareholding, as a % assuming full conversion of convertible securities (as a percentage of diluted share capital)	Number of Locked in Shares		Number of Shares pledged or otherwise encumbered		Number of equity shares held in dematerialized form
									No. of Voting Rights			Total as a % of Total Voting rights			Part (a)	As a % of total Shares held (b)	No. (Not applicable) (a)	As a % of total shares held (Not applicable) (b)	
									Class X	Class Y	Total								
	(I)	(II)	(III)	(IV)	(V)	(VI)	(VII)=(IV)+(V)+(VI)	(VIII)	(IX)				(X)	(XI)=(VII)+(X)	(XII)		(XIII)		(XIV)
1	Institutions																		
(a)	Mutual Fund		4	1260209			1260209	5.46337					5.46337	0	0.00	0	0.00	1260109	
	SBI MAGNUM BALANCED FUND	AABTS6407Q		600000			600000	2.60117					2.60117	0	0.00	0	0.00	600000	
	SBI EMERGING BUSINESSES FUND	AABTS6407Q		440000			440000	1.90753					1.90753	0	0.00	0	0.00	440000	
(b)	Venture Capital Funds		0	0			0	0.00000					0.00000	0	0.00	0	0.00	0	
(c)	Alternate Investment Funds		0	0			0	0.00000					0.00000	0	0.00	0	0.00	0	
(d)	Foreign Venture Capital Investor		0	0			0	0.00000					0.00000	0	0.00	0	0.00	0	
(e)	Foreign Portfolio Investors		1	544950			544950	2.36252					2.36252	0	0.00	0	0.00	544950	
	Goldman Sach India Limited	AADCG0260C		544950			544950	2.36252					2.36252	0	0.00	0	0.00	544950	
(f)	Financial Institutions/Banks		31	15619			15619	0.06771					0.06771	0	0.00	0	0.00	7947	
(g)	Insurance Companies		2	3936			3936	0.01706					0.01706	0	0.00	0	0.00	0	
(h)	Provident Fund/Pensions Funds		0	0			0	0.00000					0.00000	0	0.00	0	0.00	0	
(i)	Any Other Specify		0	0			0	0.00000					0.00000	0	0.00	0	0.00	0	
	Foreign Institutional Investor		1	200			200	0.00087					0.00087	0	0.00	0	0.00	0	
	Sub Total (B)(1)		42	1824914			1824914	7.91153					7.91153	0	0.00	0	0.00	1813006	
2	Central Government/State Government/President of India		0	0			0	0.00000					0.00000	0	0.00	0	0.00	0	
	Sub Total (B)(2)		0	0			0	0.00000					0.00000	0	0.00	0	0.00	0	
3	Non-Institutions																		
(a)	1. Individual Shareholders holding Nominal Share Capital Up to 2 Lacs		22868	2523520			2523520	10.94019					10.94019	0	0.00	0	0.00	2098233	
	2. Individual Shareholders holding Nominal Share Capital Above 2 Lacs		3	70858			70858	0.30719					0.30719	0	0.00	0	0.00	70858	
(b)	NBFCs Registered with RBI		0	0			0	0.00000					0.00000	0	0.00	0	0.00	0	
(c)	Employee Trusts		0	0			0	0.00000					0.00000	0	0.00	0	0.00	0	
(d)	Overseas Depositories (Holding DRs) (Balancing Figure)		0	0			0	0.00000					0.00000	0	0.00	0	0.00	0	
(e)	Any other																		
	Trusts		4	867			867	0.00376					0.00376	0	0.00	0	0.00	867	
	Non Resident Indians		377	148134			148134	0.64220					0.64220	0	0.00	0	0.00	143068	
	Clearing Members		51	18368			18368	0.07963					0.07963	0	0.00	0	0.00	18368	
	Hindu Undivided Families		464	85796			85796	0.37195					0.37195	0	0.00	0	0.00	85796	
	Foreign Corporate Bodies		7	429666			429666	1.86273					1.86273	0	0.00	0	0.00	429666	
	Bodies Corporate		353	619161			619161	2.68424					2.68424	0	0.00	0	0.00	612874	
	any other		2	276008			276008	1.19657					1.19657	0	0.00	0	0.00	276008	
	INVESTOR EDUCATION AND PROTECTION FUND AUTHOR	1MP0000036		275994			275994	1.19651					1.19651	0	0.00	0	0.00	275994	
	Sub Total (B)(3)		24129	4172378			4172378	18.08847					18.08847	0	0.00	0	0.00	3735688	
	Total Public Shareholding (B)-(B)(1)+(B)(2)+(B)(3)		24171	5997292			5997292	26.00000					26.00000	0	0.00	0	0.00	5548694	





Table IV - Statement showing shareholding pattern of the Non Promoter- Non Public shareholder

Table IV - Statement showing shareholding pattern of the Non Promoter- Non Public shareholder																			
Category & Name of the Shareholders		PAN	No. of shareholder	No. of fully paid up equity shares held	Partly paid-up equity shares held	Nos. of shares underlying Depository Receipts	Total no. shares held	Shareholding % calculate d as per SCRR, 1957 As a % of (A+B+C2)	Number of Voting Rights held in each class of securities				No. of Shares Underlying Outstanding convertible securities (including Warrants)	Total shareholding, as a % assuming full conversion of convertible securities (as a percentage of diluted share capital)	Number of Locked in shares		Number of Shares pledged or otherwise encumbered		Number of equity shares held in dematerialized form (Not Applicable)
									No of Voting Rights			Total as a % of Total Voting rights			No.	As a % of total Shares held	No. (Not applicable)	As a % of total shares held (Not applicable)	
									Class X	Class Y	Total								
	(I)	(II)	(III)	(IV)	(V)	(VI)	(VII)=(IV)+(V)+(VI)	(VIII)	(IX)				(X)	(XI)=(VII)+(X)	(XII)		(XIII)		(XIV)
1	Custodian/DR																		
(a)	Name of DR Holder (if Available)		0	0			0						0	0	0.00	0	0.00	0	
2	Employees Benefit Trust (Under SEBI (Share Based Employee Benefit Regulation 2014)																		
(a)	Name of DR Holder (if Available)		0	0			0						0	0	0.00	0	0.00	0	
	Total Non Promoter Non Public Shareholding (C)= (C)(1)+(C)(2)		0	0			0						0	0	0.00	0	0.00	0	



Dr
OO