


Introductory sub-table (I)(a)

Name of the Company: GOODYEAR INDIA LIMITED			
Scrip Code, Name of the scrip, class of security: 500168, GOODYR, EQUITY			
Quarter ended: JUNE 30, 2015			
Partly paid-up shares:-	No. of partly paid-up shares	As a % of total no. of partly paid-up shares	As a % of total no. of shares of the company
Held by promoter/promoter group	0		0
Held by public	0		0
Total - D	0		0
Outstanding convertible securities:-			
Outstanding convertible securities:-	No. of outstanding securities	As a % of total no. of outstanding convertible securities	As a % of total no. of shares of the company, assuming full conversion of the convertible securities
Held by promoter/promoter group	0		0
Held by public	0		0
Total - E	0		0
Warrants:-			
Warrants:-	No. of warrants	As a % of total no. of warrants	As a % of total no. of shares of the company, assuming full conversion of warrants
Held by promoter/promoter group	0		0
Held by public	0		0
Total - F	0		0
Total paid-up capital of the company, assuming full conversion of warrants and convertible securities			
INR 230665070(23066507 SHARES OF INR 10 EACH)			



[illegible]

<b>Statement Showing Shareholding Pattern</b>						
<b>Category of Shareholder code</b>	<b>Total number of shares held in dematerialized form</b>	<b>Number of Shareholders</b>	<b>Table I(a)</b>			
	(iv)	(iii)	(v)	(vi)	(vii)	(ix) = [(VIII)/(IV)*100]
(I)		(II)				
(B) Public shareholding I Institutions						
(a) Mutual Funds/ UTI						
(b) Financial Institutions / Banks	9	1863565	1863465	8.07909		
(c) Central Government/ State Government(s)	43	19903	8006	0.08631		
(d) Venture Capital Funds	0	0	0	0.00000		
(e) Insurance Companies	0	0	0	0.00000		
(f) Foreign Institutional Investors	2	3936	0	0.01706		
(g) Foreign Venture Capital Investors	6	183640	183440	0.80480		
(h) Qualified Foreign Investor				0.00000		
(i) Any Other (specify)				0.00000		
(i-i)				0.00000		
(i-ii)				0.00000		
Sub-Total (B)(I)	60	2073049	2056911	8.98727		

Category of Shareholder code	Category of Shareholder	Number of Shareholders	Table (I)(a)				Total shareholding as a percentage of total number of shares	Shares Pledged or otherwise encumbered
			Total number of shares	Number of shares held in dematerialized form	As a percentage of (A+B) <sup>1</sup>	As a percentage of (A+B+C)		
			(IV)	(V)	(VI)	(VII)	(VIII)	(IX) = (VIII)/(IV)*100
(i)	(II)	(III)						
(B)	Public shareholding							
I	Institutions							
(a)	Mutual Funds/ UTI							
(b)	Financial Institutions/ Banks	9	1863365	1863365	8.07909	8.07909		
(c)	Central Government/ State Government(s)	43	19938	8006	0.08631	0.08631		
(d)	Venture Capital Funds	0	0	0	0.00000	0.00000		
(e)	Insurance Companies	0	0	0	0.00000	0.00000		
(f)	Foreign Institutional Investors	2	3936	0	0.01706	0.01706		
(g)	Foreign Venture Capital Investors	6	183640	183440	0.80480	0.80480		
(h)	Qualified Foreign Investor				0.00000	0.00000		
(i)	Any Other: (Specify)				0.00000	0.00000		
(i-i)					0.00000	0.00000		
(i-ii)					0.00000	0.00000		
	Sub-Total (B)(I)	60	2073049	2056911	8.98727	8.98727		



68



Statement Showing Shareholding Pattern									
Category of Shareholder	Table (I)(a)								
	Category of Shareholder	Number of Shareholders	Total number of shares	Number of shares held in dematerialized form	Total shareholding as a percentage of total number of shares	As a percentage of (A+B) <sup>1</sup>	As a percentage of (A+B+C)	Number of shares	Shares Pledged or otherwise encumbered
(I)	(II)	(III)	(IV)	(V)	(VI)	(VII)	(VIII)	(IX) = (VIII)/(IV)*100	
B.2	Non-institutions								
(a)	Bodies Corporate								
(b)	Individuals	371	671725	662056	2.91212	2.91212			
I	Individuals - i. Individual shareholders holding nominal share capital up to Rs. 1 lakh								
II	ii. Individual shareholders holding nominal share capital in excess of Rs. 1 lakh	27121	2596276	1867736	0.00000	0.00000			
(c)	Qualified Foreign Investor	19	394974	394974	11.25561	11.25561			
(d)	Any Other (specify)				1.71233	1.71233			
(d-i)	Trusts				0.00000	0.00000			
(d-ii)	Non Resident Indian	10	6416	6416	0.02782	0.02782			
	Clearing Members	277	150929	140845	0.65432	0.65432			
	Hindu Undivided Families	27	4598	4598	0.01993	0.01993			
		367	99325	99325	0.43060	0.43060			
	Sub-Total (B)(2)	28192	3924243	3175950	17.01273	17.01273			
(B)	Total Public Shareholding (B) = (B)(1)+(B)(2)	28253	5997292	5232861	26.00000	26.00000			
	TOTAL (A)+(B)	28253	23066507	22302076	100.00000	100.00000			
(C)	Shares held by Custodians and against which Depository Receipts have been issued								
1	Promoter and Promoter Group	0	0	0	0.00000	0.00000			
2	Public	0	0	0	0.00000	0.00000			
	Sub-Total (C)	0	0	0	0.00000	0.00000			
	GRAND TOTAL (A)+(B)+(C)	28253	23066507	22302076	100.00000	100.00000			



Page

4/11


Sr.No	Notes
1	
2	
3	
4	
5	
6	
7	
8	
9	



(1)(b) Statement showing holding of securities (including shares, warrants, convertible securities) of persons belonging to the category "Promoter and Promoter Group"

Sr. No.	Name of the shareholder	Details of Shares held		Encumbered shares (*)		Details of warrants		Details of convertible securities		Total shares (including underlying shares assuming full conversion of warrants and convertible securities) as a % of diluted share capital
		Number of shares held	As a % of grand total (A) + (B) + (C)	No.	As a percentage (vi) = (v)/(iii) * 100	As a % of grand total (A) + (B) + (C) of sub-clause (I)(a)	Number of warrants held	As a % total number of warrants of the same class	Number of convertible securities held	As a % total number of convertible securities of the same class
(i)	(ii)	(iii)	(iv)	(v)	(vi) = (v)/(iii) * 100	(vii)	(viii)	(ix)	(x)	(xi)
1	GOOD YEAR ORIENT COMPANY (PRIVATE) LIMITED	17069215	74.000000		0.00	0.00	0			
TOTAL		17069215	74.000000	0	0.00	0.00	0		0	0


(\*) The term "encumbrance" has the same meaning as assigned to it in regulation 28(3) of the SAST Regulations, 2011



6/11


A handwritten signature in blue ink, appearing to be "J. H." or similar, located at the bottom right of the page.

三



(D)(d) Statement showing details of locked-in shares

Sr. No.	Name of the shareholder	Number of locked-in shares	Locked-in shares as a (%) percentage of total number of shares {i.e., Grand Total (A)+(B)+(C) indicated in Statement at para (D)(a) above}	Promoter / Promoter Group / Public
1	0	0	0.00	0
2	0	0	0.00	0
3	0	0	0.00	0
4	0	0	0.00	0
5	0	0	0.00	0
6	0	0	0.00	0
7	0	0	0.00	0
8	0	0	0.00	0
Total		0	0.00	0




Cap

2/11



(1)(c)(ii) Statement showing holding of securities (including shares, warrants, convertible securities) of persons (together with PAC) belonging to the category "Public" and holding more than 5% of the total number of shares of the company.


Sr. No.	Name(s) of the shareholder(s) and the Persons Acting in Concert (PAC) with them	Number of shares	Shares as a percentage of total number of shares {i.e., Grand Total $(A)+(B)+(C)$ indicated in Statement at para (1)(a) above}	Details of warrants		Details of convertible securities		Total shares (including underlying shares assuming full conversion of warrants and convertible securities) as a % of diluted share capital
Quarter ended: June 30, 2015				Number of warrants	As a % total number of warrants of the same class	Number of convertible securities held	% w.r.t total number of convertible securities of the same class	
	SBI MUTUAL FUND UNDER ITS VARIOUS SCHEMES (SBI MAGNUM BALANCED FUND with 700000 Equity shares & 3.03%, SBI EMERGING BUSINESSES FUND with 1040457 Equity shares & 4.51068%)	1740457	7.55	0	0	0	0	
TOTAL		1740457	7.55	0	0	0	0	0



11/9


94

22



(II)(b) Statement showing holding of Depository Receipts (DRs), where underlying shares held by "promoter/promoter group" are in excess of 1% of the total number of shares

Sr. No.	Name of the DR Holder	Type of outstanding DR (ADRs, GDRs, SDRs, etc.)	Number of shares underlying outstanding DRs	Shares underlying outstanding DRs as a percentage of total number of shares {i.e., Grand Total (A)+(B)+(C) indicated in Statement at para (I)(a) above}
1	0	0	0	0.00
2	0	0	0	0.00
3	0	0	0	0.00
4	0	0	0	0.00
5	0	0	0	0.00
6	0	0	0	0.00
7	0	0	0	0.00
8	0	0	0	0.00
9	0	0	0	0.00
	0	0	0	
	0	0	0	
<b>TOTAL</b>	<b>0</b>	<b>0</b>	<b>0</b>	<b>0.00</b>



CERTIFIED TRUE & CORRECT  
For GOODFAR INDIA PRIVATE LIMITED  
*[Signature]*  
Company Secretary

*[Signature]*

11/11