



Introductory sub-table (I)(a)

Name of the Company: GOODYEAR INDIA LIMITED			
Scrip Code, Name of the scrip, class of security: 500168, GOODYR, EQUITY			
Quarter ended: SEPTEMBER 30, 2014			
Partly paid-up shares:-	No. of partly paid-up shares	As a % of total no. of partly paid-up shares	As a % of total no. of shares of the company
Held by promoter/promoter group		0	0
Held by public		0	0
Total - D		0	0
Outstanding convertible securities:-	No. of outstanding securities	As a % of total no. of outstanding convertible securities	As a % of total no. of shares of the company, assuming full conversion of the convertible securities
Held by promoter/promoter group		0	0
Held by public		0	0
Total - E		0	0
Warrants:-	No. of warrants	As a % of total no. of warrants	As a % of total no. of shares of the company, assuming full conversion of warrants
Held by promoter/promoter group		0	0
Held by public		0	0
Total - F		0	0
Total paid-up capital of the company, assuming full conversion of warrants and convertible securities			
			230665070




Statement Showing Shareholding Pattern									
Category of Shareholder code	Category of Shareholder	Number of Shareholders	Table (I)(a)				Total shareholding as a percentage of total number of shares		Shares Pledged or otherwise encumbered
			Total number of shares	Number of shares held in dematerialized form	(V)	(VI)	As a percentage of (A+B) <sup>1</sup>	(VII)	
(I)	(II)	(III)	(IV)	(V)	(VI)	(VII)	(VIII)	(IX)	(X)
(A)	Shareholding of Promoter and Promoter Group <sup>2</sup>								
1	Indian								
(a)	Individuals/ Hindu Undivided Family								
(b)	Central Government/ State Government(s)	0	0	0	0.00000	0.00000			
(c)	Bodies Corporate	0	0	0	0.00000	0.00000			
(d)	Financial Institutions/ Banks	0	0	0	0.00000	0.00000			
(e)	Any Others(Specify)	0	0	0	0.00000	0.00000			
(e-i)		0	0	0	0.00000	0.00000			
(e-ii)		0	0	0	0.00000	0.00000			
	Sub Total(A)(1)	0	0	0	0.00000	0.00000			
2	Foreign								
a	Individuals (Non-Residents Individuals/ Foreign Individuals)								
b	Bodies Corporate	1	17069215	17069215	0.00000	0.00000			
c	Institutions								
d	Qualified Foreign Investor								
e	Any Others(specify)								
e-i									
e-ii									
	Sub Total(A)(2)	1	17069215	17069215	0.00000	0.00000			
	Total Shareholding of Promoter and Promoter Group (A)= (A)(1)+(A)(2)	1	17069215	17069215	0.00000	0.00000			




[illegible]

pg 3/22

Statement Showing Shareholding Pattern									
Category of Shareholder	Category of Shareholder	Number of Shareholders	Table (I)(a)		Total shareholding as a percentage of total number of shares		Shares Pledged or otherwise encumbered		
			Total number of shares	Number of shares held in dematerialized form	As a percentage of (A+B) <sup>1</sup>	As a percentage of (A+B+C)	Number of shares	As a percentage	
(I)	(II)	(III)	(IV)	(V)	(VI)	(VII)	(VIII)	(IX) = (VIII)/(IV)*100	
B 2	Non-institutions								
(a)	Bodies Corporate	390	584543	570988	2.53416	2.53416			
(b)	Individuals				0.00000	0.00000			
I	Individuals - i. Individual shareholders holding nominal share capital up to Rs 1 lakh	24657	2465086	1715798	10.68686	10.68686			
II	ii. Individual shareholders holding nominal share capital in excess of Rs. 1 lakh.	15	307965	307965	1.33512	1.33512			
(c)	Qualified Foreign Investor				0.00000	0.00000			
(d)	Any Other (specify)								
(d-i)	Trusts	12	5616	5616	0.02435	0.02435			
(d-ii)	Non Resident Indian	251	143041	132498	0.62012	0.62012			
	Cleaning Members	41	6558	6558	0.02843	0.02843			
	Hindu Undivided Families	272	71055	71055	0.30804	0.30804			
	Sub-Total (B)(2)	25638	3583864	2810478	15.53709	15.53709			
(B)	Total Public Shareholding (B) = (B)(I)+(B)(2)	25696	5997292	5211471	26.00000	26.00000			
	TOTAL (A)+(B)	25697	23066507	22280686	100.00000	100.00000			
(C)	Shares held by Custodians and against which Depository Receipts have been issued	0	0	0	0.00000	0.00000			
1	Promoter and Promoter Group	0	0	0	0.00000	0.00000			
2	Public	0	0	0	0.00000	0.00000			
	Sub-Total (C)	0	0	0	0.00000	0.00000			
	GRAND TOTAL (A)+(B)+(C)	25697	23066507	22280686		100.00000			



Sr.No	Notes
1	
2	
3	
4	
5	
6	
7	
8	
9	



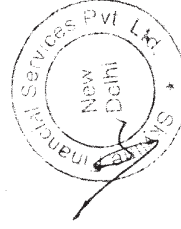
09/5/11

7

(1)(b) Statement showing holding of securities (including shares, warrants, convertible securities) of persons belonging to the category "Promoter and Promoter Group"


Sr. No.	Name of the shareholder	Details of Shares held		Encumbered shares (*)		Details of warrants			Details of convertible securities		Total shares (including underlying shares assuming full conversion of warrants and convertible securities) as a % of diluted share capital
		Number of shares held	As a % of grand total (A) + (B) + (C)	No.	As a percentage	As a % of grand total (A) + (B) + (C) of sub-clause (i)(a)	Number of warrants held	As a % total number of warrants of the same class	Number of convertible securities held	As a % total number of convertible securities of the same class	
(i)		(ii)	(iv)	(v)	(vi) = (v)/(ii) * 100	(vii)	(viii)	(ix)	(x)	(xi)	
1	GOODYEAR ORIENT COMPANY (PRIVATE) LIMITED	17069215	74.00		0.00	0.00	0				
TOTAL		17069215	74.00	0	0.00	0.00	0		0		0

(\*) The term "encumbrance" has the same meaning as assigned to it in regulation 28(3) of the SAST Regulations, 2011



(I)(c)(i) Statement showing holding of securities (including shares, warrants, convertible securities) of persons belonging to the category "Public" and holding more than 1% of the total number of shares

Sr. No.	Name of the shareholder	Number of shares held	Shares as a percentage of total number of shares (i.e., Grand Total (A)+(B)+(C) Statement at para (D)(a) above)	Details of warrants			Details of convertible securities		Total shares (including underlying shares assuming full conversion of warrants and convertible securities) as a % of diluted share capital
				Number of warrants held	As a % total number of warrants of the same class	Number of convertible securities held	% w.r.t total number of convertible securities of the same class		
1	SBI MAGNUM SECTOR FUNDS UMBRELLA - EMERGING BUSINESSES FUND	1976590	8.57	0	0	0	0		
TOTAL		1976590	8.57	0	0	0	0		0





(I)(c)(ii) Statement showing holding of securities (including shares, warrants, convertible securities) of persons (together with PAC) belonging to the category "Public" and holding more than 5% of the total number of shares of the company								
Sr. No.	Name(s) of the shareholder(s) and the Persons Acting in Concert (PAC) with them	Number of shares	Shares as a percentage of total number of shares {i.e., Grand Total (A)+(B)+(C) indicated in Statement at para (I)(a) above}	Details of warrants		Details of convertible securities		Total shares (including underlying shares assuming full conversion of warrants and convertible securities) as a % of diluted share capital
Quarter ended: JUNE 30, 2014				Number of warrants	As a % total number of warrants of the same class	Number of convertible securities held	% w.r.t total number of convertible securities of the same class	
1	SBI MAGNUM SECTOR FUNDS UMBRELLA - EMERGING BUSINESSES FUND	1976590	8.57	0	0	0	0	
TOTAL		1976590	8.57	0	0	0	0	0





(II)(a) Statement showing details of Depository Receipts (DRs)



