


Introductory sub-table (I)(a)



Name of the Company: GOODYEAR INDIA LIMITED			
Scrip Code, Name of the scrip, class of security: 500168, GOODYR, EQUITY			
Quarter ended: DECEMBER 31, 2012			
<b>Partly paid-up shares:-</b>			
	<b>No. of partly paid-up shares</b>	<b>As a % of total no. of partly paid-up shares</b>	<b>As a % of total no. of shares of the company</b>
Held by promoter/promoter group	0		0
Held by public	0		0
<b>Total - D</b>	<b>0</b>		<b>0</b>
<b>Outstanding convertible securities:-</b>			
	<b>No. of outstanding securities</b>	<b>As a % of total no. of outstanding convertible securities</b>	<b>As a % of total no. of shares of the company, assuming full conversion of the convertible securities</b>
Held by promoter/promoter group	0		0
Held by public	0		0
<b>Total - E</b>	<b>0</b>		<b>0</b>
<b>Warrants:-</b>			
	<b>No. of warrants</b>	<b>As a % of total no. of warrants</b>	<b>As a % of total no. of shares of the company, assuming full conversion of warrants</b>
Held by promoter/promoter group	0		0
Held by public	0		0
<b>Total - F</b>	<b>0</b>		<b>0</b>
Total paid-up capital of the company, assuming full conversion of warrants and convertible securities		23066507	





*Handwritten signature or initials*

**Statement Showing Shareholding Pattern**


Category code	Category of Shareholder	Number of Shareholders	Table (I)(a)			Shares Pledged or otherwise encumbered		
			Total number of shares	Number of shares held in dematerialized form	Total shareholding as a percentage of total number of shares	Number of shares	As a percentage	
(I)	(II)	(III)	(IV)	(V)	As a percentage of (A+B) <sup>1</sup>	As a percentage of (A+B+C)	(VIII)	(IX)= (VIII)/(IV)*100
<b>(A)</b>	<b>Shareholding of Promoter and Promoter Group<sup>2</sup></b>							
1	<b>Indian</b>							
(a)	Individuals/ Hindu Undivided Family							
		0	0	0	0.00	0.00		
(b)	Central Government/ State Government(s)	0	0	0	0.00	0.00		
(c)	Bodies Corporate	0	0	0	0.00	0.00		
(d)	Financial Institutions/ Banks	0	0	0	0.00	0.00		
(e)	Any Others(Specify)	0	0	0	0.00	0.00		
(e-i)		0	0	0	0.00	0.00		
(e-ii)		0	0	0	0.00	0.00		
	<b>Sub Total(A)(1)</b>	<b>0</b>	<b>0</b>	<b>0</b>	<b>0.00</b>	<b>0.00</b>	<b>0</b>	
2	<b>Foreign</b>							
a	Individuals (Non-Residents Individuals/ Foreign Individuals)				0.00	0.00		
b	Bodies Corporate	1	17069215	17069215	74.00	74.00		
c	Institutions				0.00	0.00		
d	Qualified Foreign Investor				0.00	0.00		
e	Any Others(specify)				0.00	0.00		
e-i					0.00	0.00		
e-ii					0.00	0.00		
	<b>Sub Total(A)(2)</b>	<b>1</b>	<b>17069215</b>	<b>17069215</b>	<b>74.00</b>	<b>74.00</b>	<b>0</b>	
	<b>Total Shareholding of Promoter and Promoter Group (A)=(A)(1)+(A)(2)</b>	<b>1</b>	<b>17069215</b>	<b>17069215</b>	<b>74.00</b>	<b>74.00</b>	<b>0</b>	




(B)	Public shareholding						
1	Institutions						
(a)	Mutual Funds/ UTI	12	1926341	1926241	8.35	8.35	
(b)	Financial Institutions/ Banks	40	9764	1743	0.06	0.04	
(c)	Central Government/ State Government(s)	0	0	0	0.00	0.00	
(d)	Venture Capital Funds	0	0	0	0.00	0.00	
(e)	Insurance Companies	3	3956	20	0.02	0.02	
(f)	Foreign Institutional Investors	6	322625	322425	1.40	1.40	
(g)	Foreign Venture Capital Investors				0.00	0.00	
(h)	Qualified Foreign Investor				0.00	0.00	
(i)	Any Other (specify)				0.00	0.00	
(i-ii)					0.00	0.00	
(i-ii)					0.00	0.00	



	Sub-Total (B)(1)	61	2262686	2250429	9.81	9.81	
B 2	Non-institutions						
(a)	Bodies Corporate	339	566793	553012	2.46	2.46	
(b)	Individuals				0.00	0.00	
I	Individuals -i. Individual shareholders holding nominal share capital up to Rs 1 lakh	22068	2642376	1826332	11.46	11.46	
II	ii. Individual shareholders holding nominal share capital in excess of Rs. 1 lakh.	13	283219	283219	1.22	1.23	
(c)	Qualified Foreign Investor	0	0	0	0.00	0.00	
(d)	Any Other (specify)	0	0	0	0.00	0.00	
(d-i)	Trusts	11	5802	5802	0.02	0.03	
(d-ii)	Non Resident Indian						
	Clearing Members	243	136847	125944	0.59	0.59	
	Hindu Undivided Families	51	31366	31366	0.14	0.14	
		261	68203	68203	0.30	0.30	
	Sub-Total (B)(2)	22986	3734606	2893878	16.19	16.19	
(B)	Total Public Shareholding (B)= (B)(1)+(B)(2)	23047	5997292	5144307	26.00	26.00	
	TOTAL (A)+(B)	23048	23066507	22213522	100.00	100.00	
(C)	Shares held by Custodians and against which Depository Receipts have been issued						
1	Promoter and Promoter Group					0.00	
2	Public					0.00	
	Sub-Total (C )	0	0	0	0	0	0
	GRAND TOTAL (A)+(B)+(C)	23048	23066507	22213522	100.00	100.00	0




Sr.No	Notes
1	
2	
3	
4	
5	
6	
7	
8	
9	



(I)(b) Statement showing holding of securities (including shares, warrants, convertible securities) of persons belonging to the category "Promoter and Promoter Group"


Sr.	Name of the shareholder	Details of Shares held		Encumbered shares (*)			Details of warrants		Details of convertible securities		Total shares (including underlying shares assuming full conversion of warrants and convertible securities) as a % of diluted share capital	
		Number of shares held	As a % of grand total (A)+(B)+(C)	No.	As a percentage	As a % of grand total (A)+(B)+(C) of sub-clause (I)(a)	Number of warrants held	As a % total number of warrants of the same class	Number of convertible securities held	As a % total number of convertible securities of the same class		
No.	(i)	(ii)	(iii)	(iv)	(v)	(vi)=(v)/(iii)*100	(vii)	(viii)	(ix)	(x)	(xi)	(xii)
1	GOODYEAR ORIENT COMPANY (PRIVATE) LIMITED	17069215	74.00			0.00	0.00					
	<b>TOTAL</b>	17069215	74.00	0	0.00	0.00	0			0		0

(\*) The term "encumbrance" has the same meaning as assigned to it in regulation 28(3) of the SAST Regulations, 2011




(I)(c)(i) Statement showing holding of securities (including shares, warrants, convertible securities) of persons belonging to the category "Public" and holding more than 1% of the total number of shares

Sr. No.	Name of the shareholder	Number of shares held	Shares as a percentage of total number of shares [i.e., Grand Total (A)+(B)+(C) indicated in Statement at para (I)(a) above]	Details of warrants		Details of convertible securities		Total shares (including underlying shares assuming full conversion of warrants and convertible securities) as a % of diluted share capital
				Number of warrants held	As a % total number of warrants of the same class	Number of convertible securities held	% w.r.t total number of convertible securities of the same class	
1	SBI MAGNUM SECTOR FUNDS UMBRELLA-EMERGING BUSINESSES FUND	1729252	7.50	0				
			0.00					
<b>TOTAL</b>		<b>1729252</b>	<b>7.50</b>	<b>0</b>		<b>0</b>		<b>0</b>



(I)(c)(ii) Statement showing holding of securities (including shares, warrants, convertible securities) of persons (together with PAC) belonging to the category "Public" and holding more than 5% of the total number of shares of the company


Sr. No.	Name(s) of the shareholder(s) and the Persons Acting in Concert (PAC) with them	Number of shares	Shares as a percentage of total number of shares {i.e., Grand Total (A)+(B)+(C) indicated in Statement at para (I)(a) above}	Details of warrants		Details of convertible securities		Total shares (including underlying shares assuming full conversion of warrants and convertible securities) as a % of diluted share capital
				Number of warrants	As a % total number of warrants of the same class	Number of convertible securities held	% w.r.t total number of convertible securities of the same class	
1	SBI MAGNUM SECTOR FUNDS UMBRELLA-EMERGING BUSINESSES FUND	1729252	7.50					
2			0.00					
<b>TOTAL</b>		<b>1729252</b>	<b>7.50</b>	<b>0</b>		<b>0</b>		<b>0</b>







(I)(d) Statement showing details of locked-in shares

Sr. No.	Name of the shareholder	Number of locked-in shares	Locked-in shares as a (%) percentage of total number of shares {i.e., Grand Total (A)+(B)+(C) indicated in Statement at para (I)(a) above}	Promoter / Promoter Group / Public
1			0.00	
2			0.00	
3			0.00	
4			0.00	
5			0.00	
6			0.00	
7			0.00	
8			0.00	
9			0.00	
<b>TOTAL</b>		<b>0</b>	<b>0.00</b>	



(II)(a) Statement showing details of Depository Receipts (DRs)

Sr. No.	Type of outstanding DR (ADRs, GDRs, SDRs, etc.)	Number of outstanding DRs	Number of shares underlying outstanding DRs	Shares underlying outstanding DRs as a percentage of total number of shares {i.e., Grand Total (A)+(B)+(C) indicated in Statement at para (I)(a) above}
1				0.00
2				0.00
3				0.00
4				0.00
5				0.00
6				0.00
7				0.00
8				0.00
9				0.00
<b>TOTAL</b>		<b>0</b>	<b>0</b>	<b>0.00</b>



(II)(b) Statement showing holding of Depository Receipts (DRs), where underlying shares held by "promoter/promoter group" are in excess of 1% of the total number of shares

Sr. No.	Name of the DR Holder	Type of outstanding DR (ADRs, GDRs, SDRs, etc.)	Number of shares underlying outstanding DRs	Shares underlying outstanding DRs as a percentage of total number of shares {i.e., Grand Total (A)+(B)+(C) indicated in Statement at para (I)(a) above}
1				0.00
2				0.00
3				0.00
4				0.00
5				0.00
6				0.00
7				0.00
8				0.00
9				0.00
<b>TOTAL</b>			<b>0</b>	<b>0.00</b>

CERTIFIED TRUE COPY  
For GOODYEAR INDIA LIMITED

*[Handwritten Signature]*  
Company Secretary

