



Introductory sub-table (I)(a)

Name of the Company: GOODYEAR INDIA LIMITED			
Scrip Code, Name of the scrip, class of security: 500168, GOODYR, EQUITY			
Quarter ended: DECEMBER 31, 2013			
Partly paid-up shares:-	No. of partly paid-up shares	As a % of total no. of partly paid-up shares	As a % of total no. of shares of the company
Held by promoter/promoter group	0		0
Held by public	0		0
Total - D	0		0
Outstanding convertible securities:-			
	No. of outstanding securities	As a % of total no. of outstanding convertible securities	As a % of total no. of shares of the company, assuming full conversion of the convertible securities
Held by promoter/promoter group	0		0
Held by public	0		0
Total - E	0		0
Warrants:-			
	No. of warrants	As a % of total no. of warrants	As a % of total no. of shares of the company, assuming full conversion of warrants
Held by promoter/promoter group	0		0
Held by public	0		0
Total - F	0		0
Total paid-up capital of the company, assuming full conversion of warrants and convertible securities			
			23066507





Statement Showing Shareholding Pattern


Category of Shareholder code	Category of Shareholder	Table (I)(a)					Shares Pledged or otherwise encumbered	
		Number of Shareholders	Total number of shares	Number of shares held in dematerialized form	Total shareholding as a percentage of total number of shares		Number of shares	As a percentage
					As a percentage of (A+B) ¹	As a percentage of (A+B+C)		
(I)	(II)	(III)	(IV)	(V)	(VI)	(VII)	(VIII)	(IX) = (VIII)/(V)*100
(A)	Shareholding of Promoter and Promoter Group ²							
I	Indian							
(a)	Individuals/ Hindu Undivided Family							
(b)	Central Government/ State Government(s)	0	0	0	0.00000	0.00000		
(c)	Bodies Corporate	0	0	0	0.00000	0.00000		
(d)	Financial Institutions/ Banks	0	0	0	0.00000	0.00000		
(e)	Any Others (Specify)	0	0	0	0.00000	0.00000		
(e-i)		0	0	0	0.00000	0.00000		
(e-ii)		0	0	0	0.00000	0.00000		
	Sub Total(A)(1)	0	0	0	0.00000	0.00000	0	
2	Foreign							
a	Individuals (Non-Residents Individuals/ Foreign Individuals)	1	17069215	17069215	0.00000	74.00000		
b	Bodies Corporate				0.00000	0.00000		
c	Institutions				0.00000	0.00000		
d	Qualified Foreign Investor				0.00000	0.00000		
e	Any Others (specify)				0.00000	0.00000		
e-i					0.00000	0.00000		
e-ii					0.00000	0.00000		
	Sub Total(A)(2)	1	17069215	17069215	74.00000	74.00000	0	
	Total Shareholding of Promoter and Promoter Group (A) = (A)(1)+(A)(2)	1	17069215	17069215	74.00000	74.00000	0	





Public shareholding										
(B)	1									
(a)	Mutual Funds/ UTI	6	1969590	1969490	8.53874	8.53874				
(b)	Financial Institutions / Banks	41	9942	1743	0.04310	0.04310				
(c)	Central Government/ State Government(s)	0	0	0	0.00000	0.00000				
(d)	Venture Capital Funds	0	0	0	0.00000	0.00000				
(e)	Insurance Companies	2	3936	0	0.01706	0.01706				
(f)	Foreign Institutional Investors	6	416962	416762	1.80765	1.80765				
(g)	Foreign Venture Capital Investors				0.00000	0.00000				
(h)	Qualified Foreign Investor				0.00000	0.00000				
(i)	Any Other (specify)				0.00000	0.00000				
(i-i)					0.00000	0.00000				
(i-ii)					0.00000	0.00000				
Sub-Total (B)(1)		55	2400430	2387995	10.40656	10.40656				



B 2 Non-institutions									
(a) Bodies Corporate	337	349111	335536	2,38056	2,38056	0.00000	0.00000	2,38056	0.00000
(b) Individuals									
I Individuals -i. Individual shareholders holding nominal share capital up to Rs 1 lakh	23527	2518849	1745878	10,91994	10,91994	0.00000	0.00000	10,91994	0.00000
ii. Individual shareholders holding nominal share capital in excess of Rs. 1 lakh.	16	303897	303897	1,31748	1,31748	0.00000	0.00000	1,31748	0.00000
(c) Qualified Foreign Investor									
(d) Any Other (specify)									
(d-i) Trusts	10	5202	5202	0,63708	0,63708	0,02255	0,02255	0,63708	0,02255
(d-ii) Non Resident Indian	234	146951	136324	0,00978	0,00978	0,30605	0,30605	0,00978	0,00978
Cleaning Members	32	2257	2257						
Hindu Undivided Families	259	70595	70595						
Sub-Total (B)(2)	24415	3596862	2799709	15,59344	15,59344	0,00000	0,00000	15,59344	0,00000
(B) Total Public Shareholding (B)=(B)(1)+(B)(2)	24470	5997292	5187704	26,00000	26,00000	0,00000	0,00000	26,00000	0,00000
TOTAL (A)+(B)	24471	23066507	22256919	100,00000	100,00000	0,00000	0,00000	100,00000	0,00000
(C) Shares held by Custodians and against which Depository Receipts have been issued									
1 Promoter and Promoter Group	0	0	0	0	0	0,00000	0,00000	0	0,00000
2 Public	0	0	0	0	0	0,00000	0,00000	0	0,00000
Sub-Total (C)	0	0	0	0	0	0,00000	0,00000	0	0,00000
GRAND TOTAL (A)+(B)+(C)	24471	23066507	22256919					100,00000	





Sr.No	Notes
1	
2	
3	
4	
5	
6	
7	
8	
9	



(1)(b) Statement showing holding of securities (including shares, warrants, convertible securities) of persons belonging to the category "Promoter and Promoter Group"


Sr. No.	Name of the shareholder	Details of Shares held			Encumbered shares (*)			Details of warrants			Details of convertible securities		Total shares (including underlying shares assuming full conversion of warrants and convertible securities) as a % of diluted share capital
		Number of shares held	As a % of grand total (A)+(B)+(C)	No.	As a percentage (V)=(V)/(III)*100	As a % of grand total (A)+(B)+(C) of sub-clause (I)(a)	Number of warrants held	As a % total number of warrants of the same class	Number of convertible securities held	As a % total number of convertible securities of the same class			
(i)	(ii)	(iii)	(iv)	(v)	(vi)	(vii)	(viii)	(ix)	(x)	(xi)	(xii)		
1	GOODYEAR ORIENT COMPANY (PRIVATE) LIMITE	17069215	74.00	0	0.00	0.00	0						
TOTAL		17069215	74.00	0	0.00	0.00	0		0			0	

(*) The term "encumbrance" has the same meaning as assigned to it in regulation 28(3) of the SAST Regulations, 2011




(I)(c)(ii) Statement showing holding of securities (including shares, warrants, convertible securities) of persons (together with PAC) belonging to the category "Public" and holding more than 5% of the total number of shares of the company

Sr. No.	Name(s) of the shareholder(s) and the Persons Acting in Concert (PAC) with them	Number of shares	Shares as a percentage of total number of shares {i.e., Grand Total (A)+(B)+(C) indicated in Statement at para (D)(a) above}	Details of warrants		Details of convertible securities		Total shares (including underlying shares assuming full conversion of warrants and convertible securities) as a % of diluted share capital
				Number of warrants	As a % total number of warrants of the same class	Number of convertible securities held	% w.r.t total number of convertible securities of the same class	
Quarter ended: DEC 31, 2013								
	SBI MAGNUM SECTOR FUNDS UMBRELLA - EMERGING BUSINESSES FUND	1805590	7.83	0	0	0	0	
TOTAL		1805590	7.83	0	0	0	0	0



(D)(d) Statement showing details of locked-in shares

Sr. No.	Name of the shareholder	Number of locked-in shares	Locked-in shares as a (%) percentage of total number of shares {i.e., Grand Total (A)+(B)+(C) indicated in Statement at para (D)(a) above}	Promoter / Promoter Group / Public
1			0.00	
2			0.00	
3			0.00	
4			0.00	
5			0.00	
6			0.00	
7			0.00	
8			0.00	
9			0.00	
TOTAL		0	0.00	



[Handwritten signature]




(II)(b) Statement showing holding of Depository Receipts (DRs), where underlying shares held by "promoter/promoter group" are in excess of 1% of the total number of shares

Sr. No.	Name of the DR Holder	Type of outstanding DR (ADRs, GDRs, SDRs, etc.)	Number of shares underlying outstanding DRs	Shares underlying outstanding DRs as a percentage of total number of shares {i.e., Grand Total (A)+(B)+(C) indicated in Statement at para (I)(a) above}
1	0	0	0	0.00
2	0	0	0	0.00
3	0	0	0	0.00
4	0	0	0	0.00
5	0	0	0	0.00
6	0	0	0	0.00
7	0	0	0	0.00
8	0	0	0	0.00
9	0	0	0	0.00
	0	0	0	
	0	0	0	
	0	0	0	
	0	0	0	
TOTAL	0	0	0	0.00

CERTIFIED TRUE COPY
FOR GOODYEAR INDIA LIMITED

Antes fees
Company Secretary



[Signature]

11/11

X