



Introductory sub-table (I)(a)

Name of the Company: GOODYEAR INDIA LIMITED			
Scrip Code, Name of the scrip, class of security: 500168, GOODYR, EQUITY			
Quarter ended: DECEMBER 31, 2014			
Partly paid-up shares:-	No. of partly paid-up shares	As a % of total no. of partly paid-up shares	As a % of total no. of shares of the company
Held by promoter/promoter group	0		0
Held by public	0		0
Total - D	0		0
As a % of total no. of shares of the company, assuming full conversion of the convertible securities			
Outstanding convertible securities:-	No. of outstanding securities	As a % of total no. of outstanding convertible securities	As a % of total no. of shares of the company, assuming full conversion of the convertible securities
Held by promoter/promoter group	0		0
Held by public	0		0
Total - E	0		0
As a % of total no. of shares of the company, assuming full conversion of warrants			
Warrants:-	No. of warrants	As a % of total no. of warrants	As a % of total no. of shares of the company, assuming full conversion of warrants
Held by promoter/promoter group	0		0
Held by public	0		0
Total - F	0		0
Total paid-up capital of the company, assuming full conversion of warrants and convertible securities			
			230665070






Statement Showing Shareholding Pattern

Category of Shareholder code	Category of Shareholder	Number of Shareholders	Table (I)(a)		Total shareholding as a percentage of total number of shares		Shares Pledged or otherwise encumbered
			Total number of shares	Number of shares held in dematerialized form	As a percentage of (A+B) <sup>1</sup> (VI)	As a percentage of (A+B+C) <sup>1</sup> (VII)	
(i)	(ii)	(iii)	(iv)	(v)	(vi)	(vii)	(viii)
(A)	Shareholding of Promoter and Promoter Group <sup>2</sup>						(IX) = (VIII)/(IV)*100
1	Indian						
(a)	Individuals/ Hindu Undivided Family						
(b)	Central Government/ State Government(s)	0	0	0	0.00000	0.00000	
(c)	Bodies Corporate	0	0	0	0.00000	0.00000	
(d)	Financial Institutions/ Banks	0	0	0	0.00000	0.00000	
(e)	Any Others(Specify)	0	0	0	0.00000	0.00000	
(e-i)		0	0	0	0.00000	0.00000	
(e-ii)		0	0	0	0.00000	0.00000	
	Sub Total(A)(1)	0	0	0	0.00000	0.00000	0
2	Foreign						
a	Individuals (Non-Residents Individuals/ Foreign Individuals)						
b	Bodies Corporate						
c	Institutions	1	17069215	17069215	0.00000	74.00000	
d	Qualified Foreign Investor				0.00000	0.00000	
e	Any Others(specify)				0.00000	0.00000	
e-i					0.00000	0.00000	
e-ii					0.00000	0.00000	
	Sub Total(A)(2)	1	17069215	17069215	0.00000	74.00000	0
	Total Shareholding of Promoter and Promoter Group (A) = (A)(1)+(A)(2)	1	17069215	17069215	0.00000	74.00000	0


**Statement Showing Shareholding Pattern**

Category of Shareholder code	Number of Shareholders	Total number of shares	Table (I)(a)		Total shareholding as a percentage of total number of shares		Shares Pledged or otherwise encumbered		
			Number of shares held in dematerialized form	(IV)	(V)	As a percentage of (A+B) <sup>1</sup> (VI)	As a percentage of (A+B+C) (VII)	Number of shares (VIII)	As a percentage (IX) = (VIII)/(V) * 100
(i)	(iii)	(iv)	(v)						
(B) Public shareholding									
I Institutions									
(a) Mutual Funds/ UTI									
(b) Financial Institutions / Banks	10	2089698	2089598		9.05945	9.05945			
(c) Central Government/ State Government(s)	42	10044	2023		0.04354	0.04354			
(d) Venture Capital Funds	0	0	0		0.00000	0.00000			
(e) Insurance Companies	0	0	0		0.00000	0.00000			
(f) Foreign Institutional Investors	2	5936	0		0.01706	0.01706			
(g) Foreign Venture Capital Investors	4	48329	48329		0.21039	0.21039			
(h) Qualified Foreign Investor					0.00000	0.00000			
(i) Any Other (specify)					0.00000	0.00000			
(i-i)					0.00000	0.00000			
(i-ii)					0.00000	0.00000			
Sub-Total (BX1)	58	2152207	2159950		9.33044	9.33044			




**Statement Showing Shareholding Pattern**

Category of Shareholder code	Table (I)(a)	Number of Shareholders	Total number of shares	Number of shares held in dematerialized form	Total shareholding as a percentage of total number of shares			Shares Pledged or otherwise encumbered
					(IV)	(V)	(VI)	
(I)	(II)	(III)						
B 2 Non-institutions								
(a) Bodies Corporate								
(b) Individuals		411	627201	613646	2.71910	2.71910		
I Individuals - i. Individual shareholders holding nominal share capital up to Rs. 1 lakh					0.00000	0.00000		
II ii. Individual shareholders holding nominal share capital in excess of Rs. 1 lakh.		25807	2616855	1877263	11.34483	11.34483		
(c) Qualified Foreign Investor		18	354380	354380	1.53634	1.53634		
(d) Any Other (specify)					0.00000	0.00000		
(d-i) Trusts								
(d-ii) Non Resident Indian		10	6416	6416	0.02782	0.02782		
Clearing Members		266	147713	137170	0.64038	0.64038		
Hindu Undivided Families		54	5603	5603	0.02429	0.02429		
		345	86917	86917	0.37681	0.37681		
Sub-Total (B)(2)								
(B) Total Public Shareholding (B) = (B)(I)+(B)(2)		26911	3845085	3081395	16.66956	16.66956		
		26969	5997292	5221345	26.00000	26.00000		
TOTAL (A)+(B)		26970	23066507	22290560	100.00000	100.00000		
(C) Shares held by Custodians and against which Depository Receipts have been issued								
1 Promoter and Promoter Group		0	0	0	0.00000	0.00000		
2 Public		0	0	0	0.00000	0.00000		
Sub-Total (C)		0	0	0	0.00000	0.00000		
GRAND TOTAL (A)+(B)+(C)		26970	23066507	22290560		100.00000		




Sr.No	Notes
1	
2	
3	
4	
5	
6	
7	
8	
9	



(1)(b) Statement showing holding of securities (including shares, warrants, convertible securities) of persons belonging to the category "Promoter and Promoter Group"

Sr. No.	Name of the shareholder	Details of Shares held		Encumbered shares (*)		Details of warrants		Details of convertible securities		Total shares (including underlying shares assuming full conversion of warrants and convertible securities) as a % of diluted share capital	
		Number of shares held	As a % of grand total (A)+(B)+(C)	No.	As a percentage (Vij)=(Vj)/(Iij)*100	As a % of grand total (A)+(B)+(C) of sub-clause (i)(a)	Number of warrants held	As a % total number of warrants of the same class	Number of convertible securities held		As a % total number of convertible securities of the same class
1	(ii) GOOD YEAR ORIENT COMPANY (PRIVATE) LIMITE	17069215	74.00	0	0.00	0.00	0	0	0	0	
TOTAL		17069215	74.00	0	0.00	0.00	0	0	0	0	


(\*) The term "encumbrance" has the same meaning as assigned to it in regulation 28(3) of the SAST Regulations, 2011





**(1)(c)(ii) Statement showing holding of securities (including shares, warrants, convertible securities) of persons (together with PAC) belonging to the category "Public" and holding more than 5% of the total number of shares of the company**


Sr. No.	Name(s) of the shareholder(s) and the Persons Acting in Concert (PAC) with them	Number of shares	Shares as a percentage of total number of shares (i.e., Grand Total (A)+(B)+(C) indicated in Statement at para (1)(a) above)	Details of warrants		Details of convertible securities		Total shares (including underlying shares assuming full conversion of warrants and convertible securities) as a % of diluted share capital
				Number of warrants	As a % total number of warrants of the same class	Number of convertible securities held	% w.r.t total number of convertible securities of the same class	
1	SBI MAGNUM SECTOR FUNDS UMBRELLA - EMERGING BUSINESSES FUND	1476590	6.40	0	0	0	0	0
	<b>TOTAL</b>	<b>1476590</b>	<b>6.40</b>	<b>0</b>	<b>0</b>	<b>0</b>	<b>0</b>	<b>0</b>






(D)(d) Statement showing details of locked-in shares

Sr. No.	Name of the shareholder	Number of locked-in shares	Locked-in shares as a (%) percentage of total number of shares {i.e., Grand Total (A)+(B)+(C) indicated in Statement at para (D)(a) above}	Promoter / Promoter Group / Public
1	0	0	0.00	0
2	0	0	0.00	0
3	0	0	0.00	0
4	0	0	0.00	0
5	0	0	0.00	0
6	0	0	0.00	0
7	0	0	0.00	0
8	0	0	0.00	0
Total		0	0.00	0



(II)(a) Statement showing details of Depository Receipts (DRs)

Sr. No.	Type of outstanding DR (ADRs, GDRs, SDRs, etc.)	Number of outstanding DRs	Number of shares underlying outstanding DRs	Shares underlying outstanding DRs as a percentage of total number of shares {i.e., Grand Total (A)+(B)+(C) indicated in Statement at para (I)(a) above}
	0	0	0	0.00
	0	0	0	0.00
	0	0	0	0.00
	0	0	0	0.00
	0	0	0	0.00
	0	0	0	0.00
	0	0	0	0.00
	0	0	0	0.00
	0	0	0	0.00
	0	0	0	0.00
	0	0	0	0.00
	0	0	0	0.00
	0	0	0	0.00
	0	0	0	0.00
	0	0	0	0.00
	0	0	0	0.00
	0	0	0	0.00
	0	0	0	0.00
TOTAL	0	0	0	0.00



(II)(b) Statement showing holding of Depository Receipts (DRs), where underlying shares held by "promoter/promoter group" are in excess of 1% of the total number of shares

Sr. No.	Name of the DR Holder	Type of outstanding DR (ADRs, GDRs, SDRs, etc.)	Number of shares underlying outstanding DRs	Shares underlying outstanding DRs as a percentage of total number of shares {i.e., Grand Total (A)+(B)+(C) indicated in Statement at para (I)(a) above}
1	0	0	0	0.00
2	0	0	0	0.00
3	0	0	0	0.00
4	0	0	0	0.00
5	0	0	0	0.00
6	0	0	0	0.00
7	0	0	0	0.00
8	0	0	0	0.00
9	0	0	0	0.00
	0	0	0	0.00
	0	0	0	0.00
	0	0	0	0.00
	0	0	0	0.00
TOTAL	0	0	0	0.00

CERTIFIED TRUE COPY  
For GOODYEAR INDIA LIMITED  
Prateek Jais  
Company Secretary

