



Introductory sub-table (I)(a)


Name of the Company: GOODYEAR INDIA LIMITED			
Scrip Code, Name of the scrip, class of security: 500168, GOODYR, EQUITY			
Quarter ended: JUNE 30, 2012			
Partly paid-up shares:-	No. of partly paid-up shares	As a % of total no. of partly paid-up shares	As a % of total no. of shares of the company
Held by promoter/promoter group	0		0
Held by public	0		0
Total - D	0		0
Outstanding convertible securities:-			
No. of outstanding securities	As a % of total no. of outstanding convertible securities	As a % of total no. of shares of the company, assuming full conversion of the convertible securities	
Held by promoter/promoter group	0		0
Held by public	0		0
Total - E	0		0
Warrants:-			
No. of warrants	As a % of total no. of warrants	As a % of total no. of shares of the company, assuming full conversion of warrants	
Held by promoter/promoter group	0		0
Held by public	0		0
Total - F	0		0
Total paid-up capital of the company, assuming full conversion of warrants and convertible securities			

23066507




Statement Showing Shareholding Pattern

Category of Shareholder	Number of Shareholders	Total number of shares	Table (I)(a)		Table (I)(b)		Shares Pledged or otherwise encumbered
			Number of shares held in dematerialized form	As a percentage of (A+B) ¹	As a percentage of (A+B+C)	Number of shares	
	(iii)	(iv)	(v)	(vi)	(vii)	(viii)	(ix) = (viii)/(v) * 100
(A) Shareholding of Promoter and Promoter Group ²							
1 Indian							
(a) Individuals/ Hindu Undivided Family	0	0	0	0.00	0.00		
(b) Central Government/ State Government(s)	0	0	0	0.00	0.00		
(c) Bodies Corporate	0	0	0	0.00	0.00		
(d) Financial Institutions/ Banks	0	0	0	0.00	0.00		
(e) Any Others (Specify)	0	0	0	0.00	0.00		
(e-i)	0	0	0	0.00	0.00		
(e-ii)	0	0	0	0.00	0.00		
Sub Total(A)(1)	0	0	0	0.00	0.00	0	
2 Foreign							
a Individuals (Non-Residents Individuals/ Foreign Individuals)							
b Bodies Corporate	1	17069215	17069215	74.00	74.00		
c Institutions	0	0	0	0.00	0.00		
d Qualified Foreign Investors	0	0	0	0.00	0.00		
e Any Others (specify)	0	0	0	0.00	0.00		
e-i	0	0	0	0.00	0.00		
e-ii	0	0	0	0.00	0.00		
Sub Total(A)(2)	1	17069215	17069215	74.00	74.00	0	
Total Shareholding of Promoter and Promoter Group (A) = (A)(1)+(A)(2)	1	17069215	17069215	74.00	74.00	0	




(B)	Public shareholding									
1	Institutions									
(a)	Mutual Funds/ UTI									
(b)	Financial Institutions / Banks	19	1628660	1628560	7.06	7.06				
(c)	Central Government/ State Government(s)	40	9764	1743	0.04	0.04				
(d)	Venture Capital Funds	0	0	0	0.00	0.00				
(e)	Insurance Companies	0	0	0	0.00	0.00				
(f)	Foreign Institutional Investors	3	3956	20	0.02	0.02				
(g)	Foreign Venture Capital Investors	8	309890	309690	1.34	1.34				
(h)	Qualified Foreign Investors	0	0	0	0.00	0.00				
(i)	Any Other (specify)	0	0	0	0.00	0.00				
(i-i)		0	0	0	0.00	0.00				
(i-ii)		0	0	0	0.00	0.00				
(i-iii)		0	0	0	0.00	0.00				
	Sub-Total (B)(1)	70	1952270	1940013	8.46	8.46				



B.2	Non-institutions									
(a)	Bodies Corporate	369	327813	514032	2.29	2.29				
(b)	Individuals				0.00	0.00				
i	Individuals - i. Individual shareholders holding nominal share capital up to Rs. 1 lakh	22327	2920732	2088161	12.66	12.66				
ii	Individual shareholders holding nominal share capital in excess of Rs. 1 lakh	13	362549	362481	1.57	1.57				
(c)	Qualified Foreign Investors	0	0	0	0.00	0.00				
(d)	Any Other (specify)									
(d-i)	Trusts	10	5716	5716	0.02	0.02				
(d-ii)	Non Resident Indian									
	Cleaning Members	253	142939	131511	0.62	0.62				
	Hindu Undivided Families	16	1989	1989	0.01	0.01				
		269	83264	83264	0.36	0.36				
	Sub-Total (B)(2)	23327	4045022	3187154	17.54	17.54				
(B)	Total Public Shareholding (B) = (B)(i) + (B)(2)	23327	5997292	5127167	26.00	26.00				
	TOTAL (A)+(B)	23328	23066507	22196382	100.00	100.00				
(C)	Shares held by Custodians and against which Depository Receipts have been issued									
1	Promoter and Promoter Group									
2	Public									
	Sub-Total (C)	0	0	0	0	0				
	GRAND TOTAL (A)+(B)+(C)	23328	23066507	22196382	100.00	100.00				0




Sr.No	Notes
1	
2	
3	
4	
5	
6	
7	
8	
9	



(1)(b) Statement showing holding of securities (including shares, warrants, convertible securities) of persons belonging to the category "Promoter and Promoter Group"


Sr. No.	Name of the shareholder	Details of Shares held		Encumbered shares (*)		Details of warrants		Details of convertible securities		Total shares (including underlying shares assuming full conversion of warrants and convertible securities) as a % of diluted share capital
		Number of shares held	As a % of grand total (A) + (B) + (C)	No.	As a percentage (M) = (A)/(M) * 100	As a % of grand total (A) + (B) + (C) of sub-clause (i)(a)	Number of warrants held	As a % total number of warrants of the same class (N)	Number of convertible securities held	
(i)	GOOD YEAR ORIENT COMPANY (PRIVATE) LIMITED	17069215	74.00	0	0.00	0.00	0	0	0	0
		17069215	74.00	0	0.00	0.00	0	0	0	0

(*) The term "encumbrance" has the same meaning as assigned to it in regulation 28(3) of the SAST Regulations, 2011




(IX)(v) Statement showing holding of securities (including shares, warrants, convertible securities) of persons belonging to the category "Public" and holding more than 1% of the total number of shares

Sr. No.	Name of the shareholder	Number of shares held	Shares as a percentage of total number of shares (i.e., Grand Total (A+B+C) indicated in Statement at para (IX) above)	Details of warrants		Details of convertible securities		Total shares (including underlying shares assuming full conversion of warrants and convertible securities) as a % of diluted share capital
				Number of warrants held	As a % of total number of warrants of the same class	Number of convertible securities held	% w.r.t total number of convertible securities of the same class	
1	SBIME-MAGNUM SECTOR FUNDS UMBRELLA-EMERGING BUSINESSES FUND	918268	3.98	0				
2	IDFC PREMIER EQUITY FUND	338814	1.47					
TOTAL		1257082	5.45	0		0		0




(1)(c)(ii) Statement showing holding of securities (including shares, warrants, convertible securities) of persons (together with PAC) belonging to the category "Public" and holding more than 5% of the total number of shares of the company

Sr. No.	Name(s) of the shareholder(s) and the Persons Acting in Concert (PAC) with them	Number of shares	Shares as a percentage of total number of shares: {i.e., Grand Total (A)+(B)+(C) indicated in Statement at para (I)(a) above}	Details of warrants		Details of convertible securities		Total shares (including underlying shares assuming full conversion of warrants and convertible securities) as a % of diluted share capital
				Number of warrants	As a % total number of warrants of the same class	Number of convertible securities held	% w.r.t total number of convertible securities of the same class	
1			0.00					
2			0.00					
		0	0.00	0		0		0
TOTAL								




(I)(d) Statement showing details of locked-in shares

Sr. No.	Name of the shareholder	Number of locked-in shares	Locked-in shares as a percentage of total number of shares (i.e., Grand Total (A)+(B)+(C) indicated in Statement at para (I)(a) above)
1			
2			
3			
4			
5			
6			
7			
8			
9			
TOTAL		0	0.00



(II)(a) Statement showing details of Depository Receipts (DRs)

Sr. No.	Type of outstanding DR (ADRs, GDRs, SDRs, etc.)	Number of outstanding DRs	Number of shares underlying outstanding DRs	Shares underlying outstanding DRs as a percentage of total number of shares {i.e., Grand Total (A)+(B)+(C) indicated in Statement at para (I)(a) above}
1				0.00
2				0.00
3				0.00
4				0.00
5				0.00
6				0.00
7				0.00
8				0.00
9				0.00
TOTAL		0	0	0.00



(11)(b) Statement showing holding of Depository Receipts (DRs), where underlying shares held by "promoter/promoter group" are in excess of 1% of the total number of shares

Sr. No.	Name of the DR Holder	Type of outstanding DR (ADRs, GDRs, SDRs, etc.)	Number of shares underlying outstanding DRs	Shares underlying outstanding DRs as a percentage of total number of shares (i.e., Grand Total (A)+(B)+(C) indicated in Statement at para.(1)(a) above}
1				0.00
2				0.00
3				0.00
4				0.00
5				0.00
6				0.00
7				0.00
8				0.00
9				0.00
TOTAL			0	0.00

CERTIFIED TRUE COPY
For GOODYEAR INDIA LIMITED

[Signature]
Company Secretary

