


Introductory sub-table (I)(a)

Name of the Company: GOODYEAR INDIA LIMITED			
Scrip Code, Name of the scrip, class of security: 500168, GOODYR, EQUITY			
Quarter ended: MARCH 31, 2012			
Partly paid-up shares:-		No. of partly paid-up shares	As a % of total no. of partly paid-up shares
			As a % of total no. of shares of the company
Held by promoter/promoter group		0	0
Held by public		0	0
Total - D		0	0
Outstanding convertible securities:-		No. of outstanding securities	As a % of total no. of outstanding convertible securities
			As a % of total no. of shares of the company, assuming full conversion of the convertible securities
Held by promoter/promoter group		0	0
Held by public		0	0
Total - E		0	0
Warrants:-		No. of warrants	As a % of total no. of warrants
			As a % of total no. of shares of the company, assuming full conversion of warrants
Held by promoter/promoter group		0	0
Held by public		0	0
Total - F		0	0
Total paid-up capital of the company, assuming full conversion of warrants and convertible securities		23066507	




Statement Showing Shareholding Pattern


Category code	Category of Shareholder	Number of Shareholders	Table (I)(a)		Total shareholding as a percentage of total number of shares		Shares Pledged or otherwise encumbered	
			Total number of shares	Number of shares held in dematerialized form	As a percentage of (A+B) ¹	As a percentage of (A+B+C)	Number of shares	As a percentage
			(IV)	(V)	(VI)	(VII)	(VIII)	(IX) = (VIII)/(IV)*100
(I)	(II)	(III)	(IV)	(V)	(VI)	(VII)	(VIII)	(IX) = (VIII)/(IV)*100
(A)	Shareholders of Promoter and Promoter Group ²							
1	Indian							
(a)	Individuals/ Hinds/ Undivided Family							
(b)	Central Government/ State Government(s)	0	0	0	0.00	0.00		
(c)	Bodies Corporate	0	0	0	0.00	0.00		
(d)	Financial Institutions/ Banks	0	0	0	0.00	0.00		
(e)	Any Other (Specify)	0	0	0	0.00	0.00		
(e-i)		0	0	0	0.00	0.00		
(e-ii)		0	0	0	0.00	0.00		
	Sub Total(A)(1)	0	0	0	0.00	0.00	0	
2	Foreign							
a	Individuals (Non-Residents Individuals/ Foreign Individuals)							
b	Bodies Corporate				0.00	0.00		
c	Institutions	1	17069215	17069215	74.00	74.00		
d	Any Other (Specify)				0.00	0.00		
d-i					0.00	0.00		
d-ii					0.00	0.00		
	Sub Total(A)(2)							
	Total Shareholding of Promoter and Promoter Group (A) = (A)(1)+(A)(2)	1	17069215	17069215	74.00	74.00	0	



3) Public shareholding						
1 Institutions	17	1326109	1326009	5.75	5.75	
2) Mutual Funds/ UTI	40	9764	1741	0.04	0.04	
b) Financial Institutions/ Banks	0	0	0	0.00	0.00	
c) Central Government/ State Government(s)	0	0	0	0.00	0.00	
d) Venture Capital Funds	3	59663	55727	0.26	0.26	
e) Insurance Companies	13	577286	577086	2.50	2.50	
f) Foreign Institutional Investors				0.00	0.00	
g) Foreign Venture Capital Investors				0.00	0.00	
h) Any Other (specify)				0.00	0.00	
h-i)						
h-ii)						
	73	1972822	1960565	8.55	8.55	
Sub-Total (B)(1)						



B 2	Non-institutions						
(a)	Bodies Corporate	368	479948	466167	2.08	2.08	
(b)	Individuals				0.00	0.00	
i	Individual shareholders holding nominal share capital up to Rs. 1 lakh	21889	2903973	2063463	12.59	12.59	
ii	Individual shareholders holding nominal share capital in excess of Rs. 1 lakh	15	392528	392528	1.70	1.70	
(c)	Any Other (specify)				0.00	0.00	
(c-i)	Trusts	11	5840	5840	0.03	0.03	
(c-ii)	Non Resident Indian						
	Cleaning Members	248	144185	132757	0.63	0.63	
	Hindu Undivided Families	16	18885	18885	0.08	0.08	
	Sub-Total (B)(2)	246	79111	79111	0.34	0.34	
	Sub-Total (B)(2)	22793	4024470	3158751	17.45	17.45	
(B)	Total Public Shareholding (B) = (B)(1)+(B)(2)	22866	5997292	5119316	26.00	26.00	
	TOTAL (A)+(B)	22867	23066507	22188531	100.00	100.00	
(C)	Shares held by Custodians and against which Depository Receipts have been issued						
1	Promoter and Promoter Group					0.00	
2	Public					0.00	
	Sub-Total (C)	0	0	0		0	0
	GRAND TOTAL (A)+(B)+(C)	22867	23066507	22188531		100.00	0



Handwritten signature or initials.

(1)(b) Statement showing holding of securities (including shares, warrants, convertible securities) of persons belonging to the category "Promoter and Promoter Group"

Sr.	Name of the shareholder	Details of Shares held		Encumbered shares (*)			Details of warrants		Details of convertible securities		Total shares (including underlying shares assuming full conversion of warrants and convertible securities) as a % of diluted share capital
		Number of shares held	As a % of grand total (A)+(B)+(C)	No.	As a percentage	As a % of grand total (A)+(B)+(C) of sub-clause (I)(a)	Number of warrants held	As a % total number of warrants of the same class	Number of convertible securities held	As a % total number of convertible securities of the same class	
No.											
(i)	(ii)	(iii)	(iv)	(v)	$(v)-(v)/(iii)*100$	(vi)	(vii)	(ix)	(x)	(xi)	(xii)
1	GOODYEAR ORIENT COMPANY (PRIVATE) LIMITED	17069215	74.00		0.00	0.00					
TOTAL		17069215	74.00	0	0.00	0.00	0		0		0

(*) The term "encumbrance" has the same meaning as assigned to it in regulation 28(3) of the SAST Regulations, 2011



(1)(c)(i) Statement showing holding of securities (including shares, warrants, convertible securities) of persons belonging to the category "Public" and holding more than 1% of the total number of shares



Sr. No.	Name of the shareholder	Number of shares held	Shares as a percentage of total number of shares (i.e., Grand Total (A)+(B)+(C) indicated in Statement at para (I)(a) above)	Details of warrants		Details of convertible securities		Total shares (including underlying shares assuming full conversion of warrants and convertible securities) as a % of diluted share capital
				Number of warrants held	As a % total number of warrants of the same class	Number of convertible securities held	% w.r.t total number of convertible securities of the same class	
1	SBIMF-MAGNUM SECTOR FUNDS UMBRELLA-EMERGING BUSINESSES FUND	863469	3.74	0				
TOTAL		863469	3.74	0		0		0



(c)(ii) Statement showing holding of securities (including shares, warrants, convertible securities) of persons (together with PAC) belonging to the category "Public" and holding more than 5% of the total number of shares of the company

Sr. No.	Name(s) of the shareholder(s) and the Persons Acting in Concert (PAC) with them	Number of shares	Shares as a percentage of total number of shares (i.e., Grand Total (A)+(B)+(C) indicated in Statement at para (I)(a) above)	Details of warrants		Details of convertible securities		Total shares (including underlying shares assuming full conversion of warrants and convertible securities) as a % of diluted share capital
				Number of warrants	As a % total number of warrants of the same class	Number of convertible securities held	% w.r.t total number of convertible securities of the same class	
1			0.00					
2			0.00					
TOTAL		0	0.00	0		0		0

M



(II)(a) Statement showing details of Depository Receipts (DRs)

Sr. No.	Type of outstanding DR (ADRs, GDRs, SDRs, etc.)	Number of outstanding DRs	Number of shares underlying outstanding DRs	Shares underlying outstanding DRs as a percentage of total number of shares [i.e., Grand Total (A)+(B)+(C) indicated in Statement at para (I)(a) above]
1				0.00
2				0.00
3				0.00
4				0.00
5				0.00
6				0.00
7				0.00
8				0.00
9				0.00
TOTAL		0	0	0.00



