


Introductory sub-table (I)(a)

Name of the Company: GOODYEAR INDIA LIMITED			
Scrip Code, Name of the scrip, class of security: 500168, GOODYR, EQUITY			
Quarter ended: MARCH 31, 2013			
Partly paid-up shares:-	No. of partly paid-up shares	As a % of total no. of partly paid-up shares	As a % of total no. of shares of the company
Held by promoter/promoter group	0		0
Held by public	0		0
Total - D	0		0
Outstanding convertible securities:-	No. of outstanding securities	As a % of total no. of outstanding convertible securities	As a % of total no. of shares of the company, assuming full conversion of the convertible securities
Held by promoter/promoter group	0		0
Held by public	0		0
Total - E	0		0
Warrants:-	No. of warrants	As a % of total no. of warrants	As a % of total no. of shares of the company, assuming full conversion of warrants
Held by promoter/promoter group	0		0
Held by public	0		0
Total - F	0		0
Total paid-up capital of the company, assuming full conversion of warrants and convertible securities			
		23066507	




Statement Showing Shareholding Pattern

Category of Shareholder code	Category of Shareholder	Number of Shareholders	Table (I)(a)				Total shareholding as a percentage of total number of shares		Shares Pledged or otherwise encumbered		
			Total number of shares	Number of shares held in dematerialized form	As a percentage of (A+B)¹	As a percentage of (A+B+C)	Number of shares	As a percentage			
			(IV)	(V)	(VI)	(VII)	(VIII)	(IX)= (VIII)/(IV)*100			
(I)	(II)	(III)									
(A)	Shareholding of Promoter and Promoter Group²										
1	Indian										
(a)	Individuals/ Hindu Undivided Family										
(b)	Central Government/ State Government(s)	0	0	0	0.00	0.00					
(c)	Bodies Corporate	0	0	0	0.00	0.00					
(d)	Financial Institutions/ Banks	0	0	0	0.00	0.00					
(e)	Any Others(Specify)	0	0	0	0.00	0.00					
(e-i)		0	0	0	0.00	0.00					
(e-ii)		0	0	0	0.00	0.00					
	Sub Total(A)(1)	0	0	0	0.00	0.00			0		
2	Foreign										
a	Individuals (Non-Residents Individuals/ Foreign Individuals)										
b	Bodies Corporate	1	17069215	17069215	74.00	74.00					
c	Institutions				0.00	0.00					
d	Qualified Foreign Investor				0.00	0.00					
e	Any Others(specify)				0.00	0.00					
e-i					0.00	0.00					
e-ii					0.00	0.00					
	Sub Total(A)(2)	1	17069215	17069215	74.00	74.00			0		
	Total Shareholding of Promoter and Promoter Group (A)= (A)(1)+(A)(2)	1	17069215	17069215	74.00	74.00			0		




X

(B)	Public shareholding									
1	Institutions									
(a)	Mutual Funds/ UTI	10	1967279	1967179	8.53	8.53				
(b)	Financial Institutions Banks	40	9764	1743	0.04	0.04				
(c)	Central Government/ State Government(s)	0	0	0	0.00	0.00				
(d)	Venture Capital Funds	0	0	0	0.00	0.00				
(e)	Insurance Companies	3	3956	20	0.02	0.02				
(f)	Foreign Institutional Investors	6	323856	323656	1.40	1.40				
(g)	Foreign Venture Capital Investors				0.00	0.00				
(h)	Qualified Foreign Investor				0.00	0.00				
(i)	Any Other (specify)				0.00	0.00				
(i-i)					0.00	0.00				
(i-ii)					0.00	0.00				
	Sub-Total (B)(1)	59	2304855	2292598	9.99	9.99				




X

B 2	Non-institutions							
(a)	Bodies Corporate	349	569008	555227	2.47	2.47		
(b)	Individuals				0.00	0.00		
I	Individuals -i. Individual shareholders holding nominal share capital up to Rs 1 lakh	23262	2639152	1836351	11.44	11.44		
II	ii. Individual shareholders holding nominal share capital in excess of Rs. 1 lakh.	13	277649	277649	1.20	1.20		
(c)	Qualified Foreign Investor				0.00	0.00		
(d)	Any Other (specify)				0.00	0.00		
(d-i)	Trusts	11	5802	5802	0.03	0.03		
(d-ii)	Non Resident Indian	247	130668	119765	0.57	0.57		
	Clearing Members	19	2630	2630	0.01	0.01		
	Hindu Undivided Families	265	67528	67528	0.29	0.29		
	Sub-Total (B)(2)	24166	3692437	2864952	16.01	16.01		
(B)	Total Public Shareholding (B)= (B)(1)+(B)(2)	24225	5997292	5157550	26.00	26.00		
	TOTAL (A)+(B)	24226	23066507	22226765	100.00	100.00		
(C)	Shares held by Custodians and against which Depository Receipts have been issued							
1	Promoter and Promoter Group	0	0	0	0.00	0.00		
2	Public	0	0	0	0	0		
	Sub-Total (C)	0	0	0	0	0		
	GRAND TOTAL (A)+(B)+(C)	24226	23066507	22226765		100.00		



X

Sr.No	Notes
1	
2	
3	
4	
5	
6	
7	
8	
9	




[Handwritten mark]

(1)(b) Statement showing holding of securities (including shares, warrants, convertible securities) of persons belonging to the category "Promoter and Promoter Group"

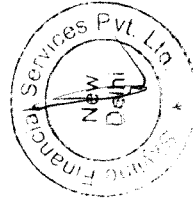
Sr.	Name of the shareholder	Details of Shares held			Encumbered shares (*)			Details of warrants		Details of convertible securities		Total shares (including underlying shares assuming full conversion of warrants and convertible securities) as a % of diluted share capital
		Number of shares held	As a % of grand total (A)+(B)+(C)	No.	As a percentage	As a % of grand total (A)+(B)+(C) of sub-clause (f)(a)	Number of warrants held	As a % total number of warrants of the same class	Number of convertible securities held	As a % total number of convertible securities of the same class		
No.	(i)	(iii)	(iv)	(v)	(vi)=(v)/(iii)*100	(vii)	(ix)	(x)	(xi)			
1	GOODYEAR ORIENT COMPANY (PRIVATE) LIMITED	17069215	74.00		0.00	0.00						
TOTAL		17069215	74.00	0	0.00	0.00	0	0	0	0	0	

(*) The term "encumbrance" has the same meaning as assigned to it in regulation 28(3) of the SAST Regulations, 2011




(D)(c)(i) Statement showing holding of securities (including shares, warrants, convertible securities) of persons belonging to the category "Public" and holding more than 1% of the total number of shares

Sr. No.	Name of the shareholder	Number of shares held	Shares as a percentage of total number of shares (i.e., Grand Total (A)+(B)+(C) indicated in Statement at para (I)(a) above)	Details of warrants		Details of convertible securities		Total shares (including underlying shares assuming full conversion of warrants and convertible securities) as a % of diluted share capital
				Number of warrants held	As a % total number of warrants of the same class	Number of convertible securities held	% w.r.t total number of convertible securities of the same class	
1	SBI MAGNUM SECTOR FUNDS UMBRELLA - EMERGING BUSINESSES FUND	1805590	7.83	0	0	0	0	0
TOTAL								



1)(c)(ii) Statement showing holding of securities (including shares, warrants, convertible securities) of persons (together with PAC) belonging to the category "Public" and holding more than 5% of the total number of shares of the company



Sr. No.	Name(s) of the shareholder(s) and the Persons Acting in Concert (PAC) with them	Number of shares	Shares as a percentage of total number of shares {i.e., Grand Total (A)+(B)+(C) indicated in Statement at para (I)(a) above}	Details of warrants		Details of convertible securities		Total shares (including underlying shares assuming full conversion of warrants and convertible securities) as a % of diluted share capital
				Number of warrants	As a % total number of warrants of the same class	Number of convertible securities held	% w.r.t total number of convertible securities of the same class	
1	SBI MAGNUM SECTOR FUNDS UMBRELLA - EMERGING BUSINESSES FUND	1805590	7.83	0	0	0	0	
	TOTAL	1805590	7.83	0	0	0	0	0



X

(D)(d) Statement showing details of locked-in shares

Sr. No.	Name of the shareholder	Number of locked-in shares	Locked-in shares as a (%) of shares {i.e., Grand Total (A)+(B)+(C) indicated in Statement at para (D)(a) above}	Promoter / Promoter Group / Public
1			0.00	
2			0.00	
3			0.00	
4			0.00	
5			0.00	
6			0.00	
7			0.00	
8			0.00	
9			0.00	
TOTAL		0	0.00	



[Handwritten mark]


(II)(a) Statement showing details of Depository Receipts (DRs)

Sr. No.	Type of outstanding DR (ADRs, GDRs, SDRs, etc.)	Number of outstanding DRs	Number of shares underlying outstanding DRs	Shares underlying outstanding DRs as a percentage of total number of shares {i.e., Grand Total (A)+(B)+(C) indicated in Statement at para (I)(a) above}
				0.00
				0.00
				0.00
				0.00
				0.00
				0.00
				0.00
				0.00
				0.00
				0.00
				0.00
				0.00
				0.00
				0.00
TOTAL		0	0	0.00



(II)(b) Statement showing holding of Depository Receipts (DRs), where underlying shares held by "promoter/promoter group" are in excess of 1% of the total number of shares

Sr. No.	Name of the DR Holder	Type of outstanding DR (ADRs, GDRs, SDRs, etc.)	Number of shares underlying outstanding DRs	Shares underlying outstanding DRs as a percentage of total number of shares {i.e., Grand Total (A)+(B)+(C) indicated in Statement at para (I)(a) above}
1				0.00
2				0.00
3				0.00
4				0.00
5				0.00
6				0.00
7				0.00
8				0.00
9				0.00
TOTAL			0	0.00



CERTIFIED TRUE COPY
For GOODYEAR INDIA LIMITED
[Signature]
Company Secretary