

Format of holding of specified securities

1. Name of Listed Entity:
2. Scrip Code/Name of Scrip/Class of Security
3. Share Holding Pattern Filed under: Reg. 31(1)(a)/Reg. 31(1)(b)/Reg.31(1)(c)
  - a. If under 31(1)(b) then indicate the report for Quarter ending
  - b. If under 31(1)(c) then indicate date of allotment/extinguishment
4. **Declaration:** The Listed entity is required to submit the following declaration to the extent of submission of information:-

GOODYEAR INDIA LIMITED  
500168/Goodyear/ Equity Share

31/03/2016

Particulars		Yes*	No*
1.	Whether the Listed Entity has issued any partly paid up shares?	—	No
2.	Whether the Listed Entity has issued any Convertible Securities or Warrants?	—	No
3.	Whether the Listed Entity has any shares against which depository receipts are issued?	—	No
4.	Whether the Listed Entity has any shares in locked-in?	—	No
5.	Whether any shares held by promoters are pledge or otherwise encumbered?	—	No

*\* If the Listed Entity selects the option 'No' for the questions above, the columns for the partly paid up shares, Outstanding Convertible Securities/Warrants, depository receipts, locked-in shares, No of shares pledged or otherwise encumbered by promoters, as applicable, shall not be displayed at the time of dissemination on the Stock Exchange website. Also wherever there is 'No' declared by Listed Entity in above table the values will be considered as 'Zero' by default on submission of the format of holding of specified securities.*

5. The tabular format for disclosure of holding of specified securities is as follows:-





Table I - Summary Statement holding of specified securities																		
Category	Category of shareholder	Nos. of share holders	No. of fully paid up equity shares held	No. of Partly paid-up equity shares held	No. of shares underlying Depository Receipts	Total nos. shares held	Shareholding as a % of total no. of shares (calculated as per SCRR, 1957) As a % of (A+B+C2)	Number of Voting Rights held in each class of securities			No. of Shares Outstanding convertible securities (including Warrants)	Shareholding, as a % assuming full conversion of convertible securities (as a percentage of diluted share capital) As a % of (A+B+C2)	Number of Locked in shares		Number of Shares pledged or otherwise encumbered		Number of equity shares held in dematerialized form	
								No of Voting Rights					Total as a % of (A+B+C)	No. (a)	As a % of total Shares held (b)	No. (a)		As a % of total Shares held (b)
								Class:Equity	Class:gy	Total								
(I)	(II)	(III)	(IV)	(V)	(VI)	(VII)=(IV)+(V)+(VI)	(VIII)	(IX)			(X)	(XI)=(VII)+(X)	(XII)		(XIII)	(XIV)		
(A)	Promoter & Promoter Group	1	17069215			17069215	74.00000					74.00000	0	0	0	0	17069215	
(B)	Public	30189	5997292			5997292	26.00000					26.00000	0	0	0	0	5257317	
(C)	Non Promoter- Non Public																	
(C1)	Shares underlying DRs	0	0			0	0						0	0	0	0	0	
(C2)	Shares held by Employee Trusts	0	0			0	0						0	0	0	0	0	
	Total	30190	23066507			23066507	100.00000					100.00000	0	0	0	0	22326532	




Table II - Statement showing shareholding pattern of the Promoter and Promoter Group																		
	Category & Name of the Shareholders	PAN	No. of shareholder	No. of fully paid up equity shares held	Partly paid-up equity shares held	Nos. of shares underlying Depository Receipts	Total nos. shares held	Shareholding % calculated as per SCRR, 1957 As a % of (A+B+C2)	Number of Voting Rights held in each class of securities			No. of Shares Underlying Outstanding convertible securities (including Warrants)	Shareholding, as a % assuming full conversion of convertible securities (as a percentage of diluted share capital) as a % of A+B+C2	Number of Locked in shares		Number of Shares pledged or otherwise encumbered		Number of equity shares held in dematerialized form
									No of Voting Rights		Total as a % of Total Voting rights			No. (a)	As a % of total Shares held (b)	No. (m)	As a % of total shares held (n)	
									Class X	Class Y								
	(I)	(II)	(III)	(IV)	(V)	(VI)	(VII)=(IV)+(V)+(VI)	(VIII)	(IX)			(X)	(XI)=(VII)+(X)	(XII)		(XIII)	(XIV)	
1	Indian																	
	(a) Individual/Hindu Undivided Family		0	0			0						0.00	0	0.00	0	0.00	0
	(b) Central Government/States Government(s)		0	0			0						0.00	0	0.00	0	0.00	0
	(c) Financial Institutions/Banks		0	0			0						0.00	0	0.00	0	0.00	0
	(d) Any Other (Specify)		0	0			0						0.00	0	0.00	0	0.00	0
	Sub Total (A)(1)		0	0			0						0.00	0	0.00	0	0.00	0
2	Foreign																	
	(a) Individual/Non Resident Individual/Foreign Individual		0	0			0						0.00	0	0.00	0	0.00	0
	(b) Government		0	0			0						0.00	0	0.00	0	0.00	0
	(c) Institutions		0	0			0						0.00	0	0.00	0	0.00	0
	(d) Foreign Portfolio Investor		0	0			0						0.00	0	0.00	0	0.00	0
	(e) Any Other (Specify)		0	0			0						0.00	0	0.00	0	0.00	0
	Bodies corporate		1	17069215			17069215	74.00					74.00					17069215
	GOODYEAR ORIENT COMPANY (PRIVATE) LIMITED	AADCG7399G		17069215			17069215	74.00					74.00					17069215
	Sub Total (A)(2)		1	17069215			17069215	74.00					74.00	0	0.00	0	0.00	17069215
	Total Shareholding of Promoter and Promoter Group (A)=(A)(1)+(A)(2)		1	17069215			17069215	74.00					74.00	0	0.00	0	0.00	17069215




Table III - Statement showing shareholding pattern of the Public shareholder

	Category & Name of the Shareholders	PAN	Nos. of share holder	No. of fully paid up equity shares held	Partly paid-up equity shares held	Nos. of shares underlying Depository Receipts	Total nos. shares held	Shareholding % calculated as per SCRR, 1957 As a % of (A+B+CZ)	Number of Voting Rights held in each class of securities			No. of Shares Outstanding convertible securities (Including Warrants)	Total shareholding, as a % assuming full conversion of convertible securities (as a percentage of diluted share capital)	Number of Locked in shares		Number of Shares pledged or otherwise encumbered		Number of equity shares held in dematerialized form	
									No of Voting Rights					Total as a % of Total Voting rights	No. (a)	As a % of total Shares held (b)	No. (Not applicable) (a)		As a % of total shares held (Not applicable) (b)
									Class X	Class Y	Total								
	(I)	(II)	(III)	(IV)	(V)	(VI)	(VII)=(IV)+(V)+(VI)	(VIII)	(IX)			(X)	(XI)=(VII)+(X)	(XII)		(XIII)		(XIV)	
1	Institutions																		
(a)	Mutual Fund																		
	SBI MAGNUM BALANCED FUND	AABTS6407Q		8			1736108	7.52654											
	SBI EMERGING BUSINESSES FUND	AABTS6407Q					700000	3.03470											
	SBI EMERGING BUSINESSES FUND	AABTS6407Q					900000	3.90176											
(b)	Venture Capital Funds			0	0		0	0											
(c)	Alternate Investment Funds			0	0		0	0											
(d)	Foreign Venture Capital Investor			0	0		0	0											
(e)	Foreign Portfolio Investors			0	0		0	0											
(f)	Financial Institutions/Banks			43			20013	0.08676											
(g)	Insurance Companies			2			3936	0.01706											
(h)	Provident Fund/Pensions Funds			0	0		0	0											
(i)	Any Other Specify			0	0		0	0											
	Foreign Institutional Investor			0	0		0	0											
	Sub Total (B)(1)			4			72779	0.31552											
				57			1832836	7.94588											
2	Central Government/State Government/President of India			0	0		0	0											
	Sub Total (B)(2)			0	0		0	0											
3	Non-Institutions																		
(a)	1. Individual Shareholders holding Nominal Share Capital Up to 2 Lacs			28952			2946101	12.77220											
	2. Individual Shareholders holding Nominal Share Capital Above 2 Lacs			3			75007	0.32518											
(b)	NBFCs Registered with RBI			0	0		0	0.00000											
(c)	Employee Trusts			0	0		0	0.00000											
(d)	Overseas Depositories (Holding DRs) (Balancing Figure)			0	0		0	0.00000											
(e)	Any other			0	0		0	0.00000											
	Trusts			11			6315	0.02738											
	Non Resident Indians			319			151921	0.65862											
	Clearing Members			15			2392	0.01037											
	Hindu Undivided Families			473			122936	0.53296											
	Foreign Corporate Bodies			4			216246	0.93749											
	Bodies Corporate			355			643538	2.78992											
	Sub Total (B)(3)			30132			4164456	18.05412											
	Total Public Shareholding (B)=(B)(1)+(B)(2) + B (3)			30189			5997292	26.00000											

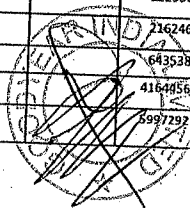


Table IV: Statement showing shareholding pattern of the Non-Promoter/Non-Public shareholder																		
Category & Name of the Shareholders	PAN	No. of shareholder	No. of fully paid up equity shares held	Partly paid-up equity shares held	Nos. of shares underlying Depository Receipts	Total no. shares held	Shareholding % calculate d as per SCRR, 1957 As a % of (A+B+C2)	Number of Voting Rights held in each class of securities			No. of Shares Underlying Outstanding convertible securities (including Warrants)	Total shareholding, as a % assuming full conversion of convertible securities (as a percentage of diluted share capital)	Number of Locked In shares		Number of Shares pledged or otherwise encumbered		Number of equity shares held in dematerialized form (Not Applicable)	
								No of Voting Rights					Total as a % of Total Voting rights	No.	As a % of total Shares held	No. (Not applicable)		As a % of total shares held (Not applicable)
								Class X	Class Y	Total								
(i)	(ii)	(iii)	(iv)	(v)	(vi)	(vii)=(iv)+(v)+(vi)	(viii)	(ix)			(x)	(xi)=(vii)+(x)	(xii)		(xiii)	(xiv)		
1	Custodian/DR																	
(a)	Name of DR Holder (if Available)		0	0		0								0	0.00	0	0.00	0
2	Employees Benefit Trust (Under SEBI (Share Based Employee Benefit Regulation 2014)																	
(a)	Name of DR Holder (if Available)		0	0		0								0	0.00	0	0.00	0
	Total Non Promoter Non Public Shareholding (C)= (C)(1)+(C)(2)		0	0		0								0	0.00	0	0.00	0

