





Introductory sub-table (I)(a)

Name of the Company: GOODYEAR INDIA LIMITED			
Scrip Code, Name of the scrip, class of security: 500168, GOODYR, EQUITY			
Quarter ended: SEPTEMBER 30, 2013			
Partly paid-up shares:-	No. of partly paid-up shares	As a % of total no. of partly paid-up shares	As a % of total no. of shares of the company
Held by promoter/promoter group	0		
Held by public	0		
Total - D	0		
Outstanding convertible securities:-			
	No. of outstanding securities	As a % of total no. of outstanding convertible securities	As a % of total no. of shares of the company, assuming full conversion of the convertible securities
Held by promoter/promoter group	0		
Held by public	0		
Total - E	0		
Warrants:-			
	No. of warrants	As a % of total no. of warrants	As a % of total no. of shares of the company, assuming full conversion of warrants
Held by promoter/promoter group	0		
Held by public	0		
Total - F	0		
Total paid-up capital of the company, assuming full conversion of warrants and convertible securities			
	23066507		




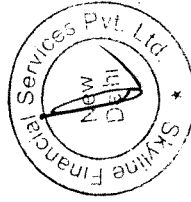
Statement Showing Shareholding Pattern

Category code	Category of Shareholder	Table (I)(a)					Total shareholding as a percentage of total number of shares		Shares Pledged or otherwise encumbered	
		Number of Shareholders	Total number of shares	Number of shares held in dematerialized form	As a percentage of (A+B) ¹	As a percentage of (A+B+C)	Number of shares	As a percentage (IX) = (VIII)/(IV)*100		
(I)	(II)	(III)	(IV)	(V)	(VI)	(VII)	(VIII)	(IX)	(X)	
(A)	Shareholding of Promoter and Promoter Group? ²									
1	Indian									
(a)	Individuals/ Hindu Undivided Family									
(b)	Central Government/ State Government(s)		0	0	0	0.00000	0.00000			
(c)	Bodies Corporate		0	0	0	0.00000	0.00000			
(d)	Financial Institutions/ Banks		0	0	0	0.00000	0.00000			
(e)	Any Others(Specify)		0	0	0	0.00000	0.00000			
(e-i)			0	0	0	0.00000	0.00000			
(e-ii)			0	0	0	0.00000	0.00000			
	Sub Total(A)(1)		0	0	0	0.00000	0.00000		0	
2	Foreign									
a	Individuals (Non-Residents Individuals/ Foreign Individuals)									
b	Bodies Corporate		1	17069215	17069215	74.00000	74.00000			
c	Institutions					0.00000	0.00000			
d	Qualified Foreign Investor					0.00000	0.00000			
e	Any Others(specify)					0.00000	0.00000			
e-i						0.00000	0.00000			
e-ii						0.00000	0.00000			
	Sub Total(A)(2)		1	17069215	17069215	74.00000	74.00000		0	
	Total Shareholding of Promoter and Promoter Group (A) = (A)(1)+(A)(2)		1	17069215	17069215	74.00000	74.00000		0	




X

(B)	Public shareholding								
1	Institutions								
(a)	Mutual Funds/ UFI	6	1964447	1964347	8.51645	8.51645	8.51645	8.51645	8.51645
(b)	Financial Institutions/ Banks	41	9942	1743	0.04310	0.04310	0.04310	0.04310	0.04310
(c)	Central Government/ State Government(s)	0	0	0	0.00000	0.00000	0.00000	0.00000	0.00000
(d)	Venture Capital Funds	0	0	0	0.00000	0.00000	0.00000	0.00000	0.00000
(e)	Insurance Companies	3	3956	20	0.01715	0.01715	0.01715	0.01715	0.01715
(f)	Foreign-Institutional Investors	6	411403	411203	1.78355	1.78355	1.78355	1.78355	1.78355
(g)	Foreign Venture Capital Investors				0.00000	0.00000	0.00000	0.00000	0.00000
(h)	Qualified Foreign Investor				0.00000	0.00000	0.00000	0.00000	0.00000
(i-i)	Any Other (specify)				0.00000	0.00000	0.00000	0.00000	0.00000
(i-ii)					0.00000	0.00000	0.00000	0.00000	0.00000
	Sub-Total (B)(I)	56	2389748	2377313	10.36025	10.36025	10.36025	10.36025	10.36025



Sr.No	Notes
1	
2	
3	
4	
5	
6	
7	
8	
9	





X

(1)(b) Statement showing holding of securities (including shares, warrants, convertible securities) of persons belonging to the category "Promoter and Promoter Group".

Sr.	Name of the shareholder	Details of Shares held			Encumbered shares (*)			Details of warrants			Details of convertible securities			Total shares (including underlying shares assuming full conversion of warrants and convertible securities) as a % of diluted share capital
		Number of shares held	As a % of grand total (A)+(B)+(C)	No.	As a percentage (VI)=(V)/(III)*100	As a % of grand total (A)+(B)+(C) of sub-clause (1)(a)	Number of warrants held	As a % total number of warrants of the same class	Number of convertible securities held	As a % total number of convertible securities of the same class				
No. (i)														
1	GOODYEAR ORIENT COMPANY (PRIVATE) LIMITED	17069215	74.00	00	0.00	0.00	0	0.00	0	0	0	0	0	0
	TOTAL	17069215	74.00	0	0.00	0.00	0	0.00	0	0	0	0	0	0



(*) The term "encumberance" has the same meaning as assigned to it in regulation 28(3) of the SAST Regulations, 2011



X

(D)(c)(i) Statement showing holding of securities (including shares, warrants, convertible securities) of persons belonging to the category "Public" and holding more than 1% of the total number of shares

Sr. No.	Name of the shareholder	Number of shares held	Shares as a percentage of total number of shares (i.e., Grand Total (A)+(B)+(C) indicated in Statement at para (1)(a) above)	Details of warrants		Details of convertible securities		Total shares (including underlying shares assuming full conversion of warrants and convertible securities) as a % of diluted share capital
				Number of warrants held	As a % total number of warrants of the same class	Number of convertible securities held	% w.r.t total number of convertible securities of the same class	
1	SBI MAGNUM SECTOR FUNDS UMBRELLA - EMERGING BUSINESSES FUND	1805590	7.83	0	0	0	0	0
TOTAL		1805590	7.83	0	0	0	0	0



7/11

[Handwritten mark]

